

**24/25 Month
3 Budget
Report**

**Children & Families Scrutiny
Committee
- 7th August 2024**



**Somerset
Council**

Childrens Services Month 3 2024/25

General fund
£142.0m net
budget

£5.4m forecast
overspend
(3.8% of
budget)

	Budget 24/25 £m	Month 3 24/25 £m	Variance £m	Movement from month 2 £m
Children & Families	97.9	103.1	5.2	1.3
Commissioning & Performance	10.8	10.4	(0.4)	(0.4)
Education & Transport	32.6	33.2	0.6	(0.6)
Childrens Services Team	0.7	0.7	-	-
Total	142.0	147.4	5.4	0.3

External Placements Month 3 24/25

The table opposite provides a breakdown of the external placements budget by placement type.

The main areas of overspend are:

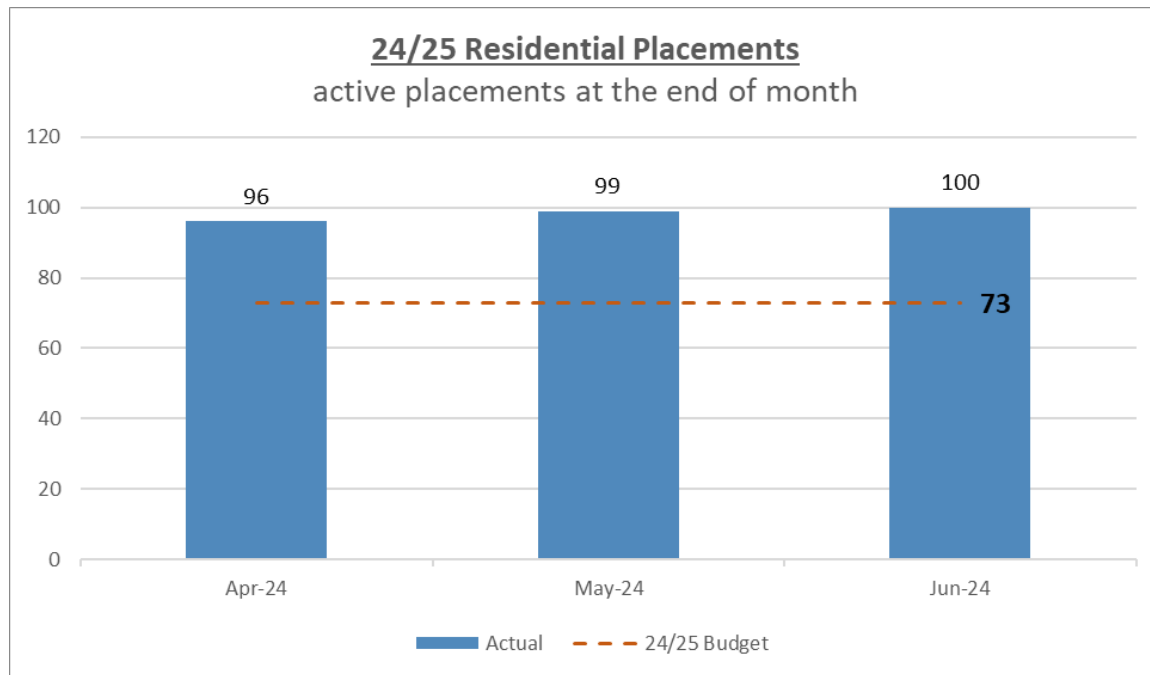
- Residential placements - £4.8m gross overspend, £7m overspend (net of DSG and NHS income)
- Unregistered placements - £1.3m gross overspend

External Placements	24/25 Budget	Full Year Outturn	Overall Variance	Movement from Month 2
	£m	£m	£m	£m
Residential Placements	29.7	34.5	4.8	0.9
Independent Fostering Agencies	7.9	8.2	0.3	0.3
16+ Supported Accommodation	5.6	3.6	(2.1)	(0.2)
Homes & Horizons	5.9	5.9	0.0	0.0
Unregistered Placements	0.8	2.2	1.3	0.7
UASC Placements	2.5	3.1	0.6	0.1
Residential Parent & Child	0.7	2.4	1.7	(0.2)
Secure	1.3	0.3	(1.0)	0.0
Thrive 16+	4.1	4.1		0.0
Other	1.4	2.7	1.3	(0.0)
Total Expenditure	60.0	67.0	7.0	1.6
DSG Grant	(6.5)	(5.3)	1.2	0.0
UASC Grant	(2.3)	(2.4)	(0.1)	(0.1)
NHS Funding	(4.5)	(3.5)	1.0	(0.2)
Other	(0.8)	(0.8)	0.0	0.0
Total Income	(14.1)	(12.0)	2.1	(0.2)
Net Expenditure	45.9	55.0	9.1	1.3

Residential Placements Month 3 24/25

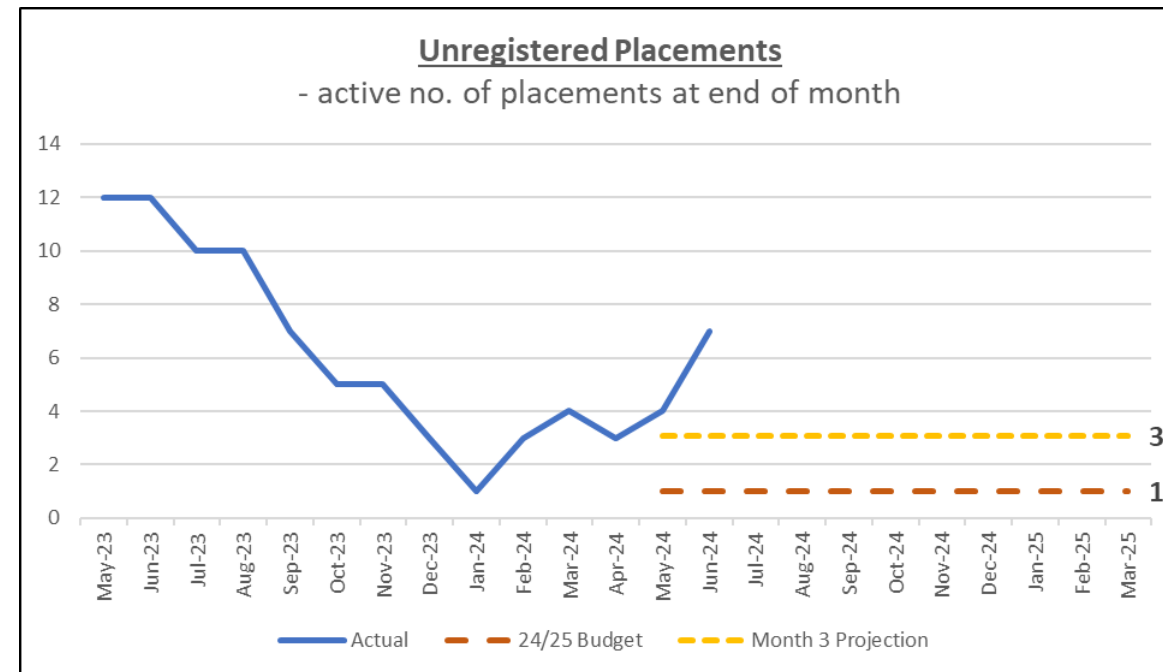
The graph below shows the trend in the **number of active residential placements** at the end of each month during 24/25.

The budgeted number of residential placements for 24/25 is 73.



Although we have seen a decline in unregistered placements throughout 23/24 this is gradually starting to increase with active number of placements at the end of June being 7.

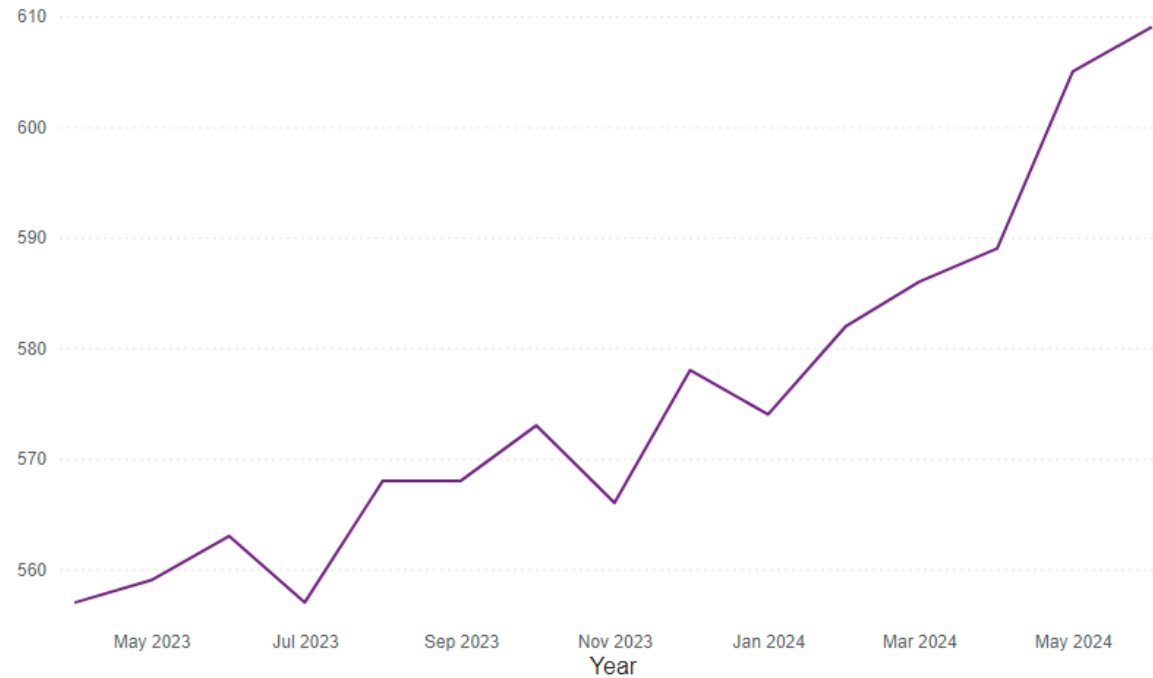
The budgeted number of unregistered placements for 24/25 is 1.



Children Looked After Numbers

The graphs opposite shows the total children looked after (CLA) numbers over the last 12 months. There has been a rise of 52 CLA with the more recent numbers coming into care moving into high-cost residential placements.

CLA Total by Month



Education & Transport Forecast Month 3 24/25

Area – all in £m	Budget 24/25	Forecast 24/25	Variance A/(F)
Education	6.2	7.3	1.1
Home to School Transport	13.6	13.6	-
SEND Transport	13.4	13.4	-
Extended rights to travel grant*	(0.6)	(1.1)	(0.5)
Total	32.6	33.2	0.6

Education pressure due to various factors:

- Inflation increases not fully passed on
- Reduction in customer base
- Pressure on LA spend due to MTFP savings not fully expected to be achieved

* - grant transferred across to service in 23/24.

This grant was transferred across as a budget of £0.6m however the actual grant is £1.1m, the difference of £0.5m is shown as a favourable variance.

DSG High Needs Block forecast Month 3 24/25

Category	2024/25 Budgeted Pupils	2024/25 Budget £m	2024/25 Forecast £m	Variance A/(F) £m
Special schools places & top up	1,147	24.6	24.6	-
INMS & Pre 16	508	32.8	35.6	2.8
Post 16	845	8.9	8.9	-
Mainstream top up & costed plans	2,119	12.5	13.9	1.4
Pupil Referral Units	348	9.0	9.0	-
Autism Spectrum Disorder Bases	177	2.9	2.9	-
Advisory Services & Virtual School	-	3.8	3.8	-
SEN Transformation & Other Services	-	2.1	2.1	-
Total	5,144	96.6	100.8	4.2
Net funding after recoupment		77.7	77.7	-
Forecast in-year deficit		18.9	23.1	4.2

INMS placements
DMP average – 415
Forecast - 449



Increase due to rise
in mainstream
costed plans and top
ups



Questions



Somerset
Council