

2023/24
Children &
Families
Outturn &
24/25 Emerging
issues

- Scrutiny Committee -Children & Families
- 26 June 2024



Somerset
Council

Childrens Services Provisional Outturn 2023/24

General fund
 £126.3m net
 budget
 £12.3m
 provisional
 forecast
 overspend
 (9.7%
 overspend)

	Budget 23/24 £m	Outturn 23/24 £m	Variance £m	Movement from month 10 £m
Children & Families	84.6	96.6	12.0	(0.9)
Commissioning & Performance	12.2	11.8	(0.4)	(0.1)
Inclusion	14.7	15.7	1.0	(1.1)
Education, Partnership & Skills	14.1	13.8	(0.3)	(0.8)
Childrens Services	0.7	0.7	-	0.2
Total	126.3	138.6	12.3	(2.7)

External Placements Outturn 23/24

The table opposite provides a breakdown of the external placements budget by placement type.

The main areas of overspend are:

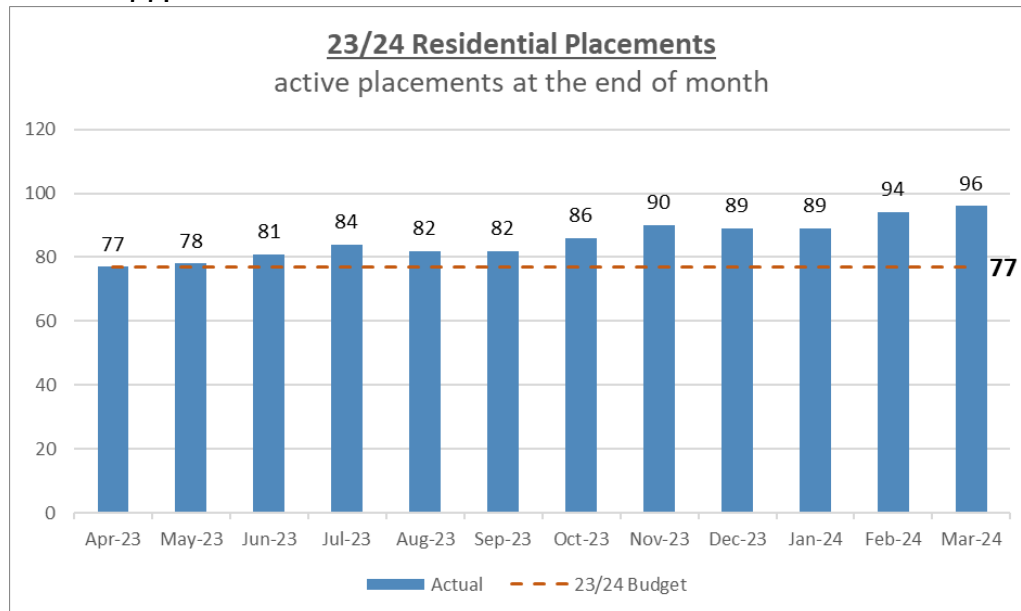
- Residential placements - £5.3m gross overspend
- Unregistered placements - £4.4m gross overspend

External Placements	23/24 Budget £m	Full Year Outturn £m	Overall Variance £m	Change on Month 10 £m
Residential Placements	24.6	29.9	5.3	0.2
Independent Fostering Agencies	8.2	7.3	(0.9)	(0.2)
16+ Supported Accommodation	5.7	7.9	2.2	0.4
Homes & Horizons	4.1	3.5	(0.5)	(0.1)
Unregistered Placements	3.7	8.1	4.4	0.4
UASC Placements	1.9	2.6	0.7	(0.2)
Residential Parent & Child	1.1	0.9	(0.2)	(0.0)
Secure	0.9	1.3	0.5	(0.0)
Other	1.3	1.8	0.4	(0.9)
Total Expenditure	51.4	63.3	11.9	-0.4
DSG Grant	(5.1)	(6.1)	(1.0)	(0.1)
UASC Grant	(2.4)	(2.8)	(0.3)	0.0
NHS Funding	(5.3)	(5.2)	0.1	0.0
Other	(0.2)	(0.5)	(0.3)	(0.2)
Total Income	(13.1)	(14.6)	(1.6)	(0.4)
Net Expenditure	38.4	48.7	10.3	-0.7

Residential Placements 2023/24

The graph below shows the trend in the **number of active residential placements** at the end of each month during 23/24.

The budgeted number of residential placements for 23/24 was 77.



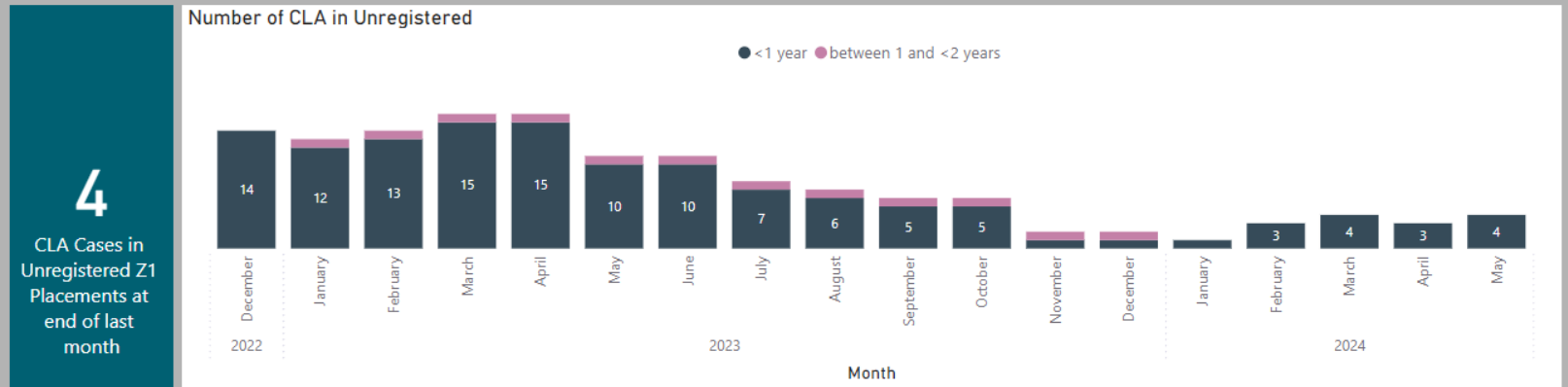
In addition to the number of residential placements increasing, we have also seen an increase in the average week cost of a residential placement with the average cost being £6,713 in March 24 compared to a budgeted cost of £6,113.

Unregulated Placements and Homes & Horizons

The graphs opposite show the trend in the numbers of unregulated placements and Homes & Horizons placements.

Young people in relatively high-cost unregulated placements have gradually been relocated to more cost-effective placements in Homes & Horizons residential homes.

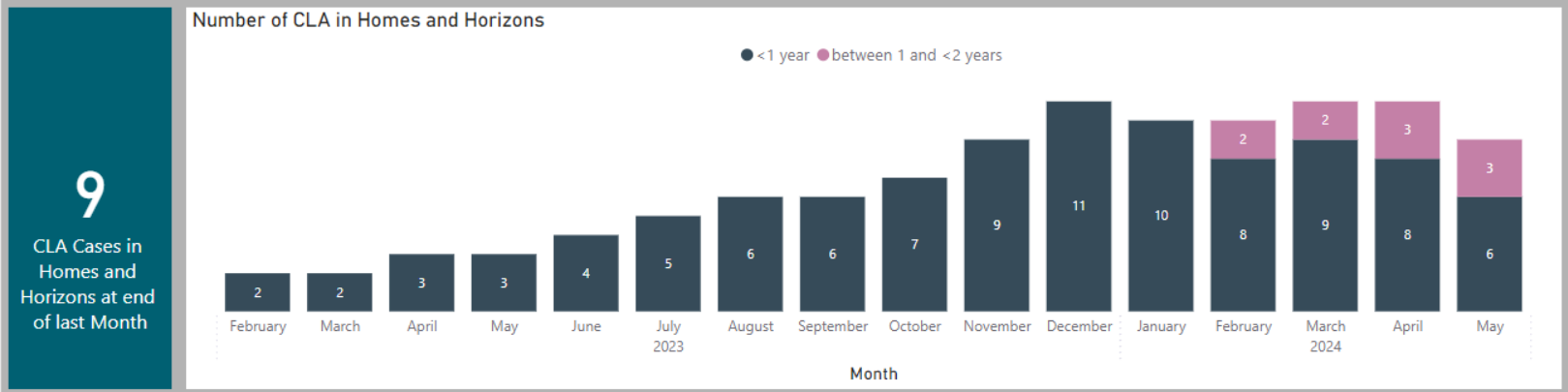
Unregistered Placements:



4

CLA Cases in Unregistered Z1 Placements at end of last month

Number of CLA in Homes and Horizons



9

CLA Cases in Homes and Horizons at end of last Month

DSG Outturn 23/24

High Needs Block outturn £15.1m overspent in year

	Funding £m	Outturn £m	Variance £m	Movement from Month 10 £m
Schools	2.5	2.8	0.3	(0.1)
Central Schools	5.0	4.6	(0.4)	(0.4)
Early Years	31.1	30.1	(1.0)	(1.0)
High Needs	73.5	88.6	15.1	(0.1)
Total	112.1	126.1	14.0	(1.6)

Note that the EY Block surplus is ringfenced and will be drawn down for distribution to EY providers in the following year.

The DSG carried forward deficit is projected to be £35.9m on 31 Mar 24 (£20.7m opening balance, includes £1.2m Schools Block drawdown to support National Funding Formula underfunded by DfE in 23/24 not shown above).

Education & Inclusion LA provisional 23/24 outturn

Final LA Outturn £0.7m adverse, £1.7m favourable to month 10

	Final Outturn £m	Final Budget £m	Variance Over/ (under) £m	Month 10 forecast variance £m
EPS	1.2	1.2	-	0.5
Inclusion	4.9	5.2	(0.3)	0.4
SEN Transport	11.7	10.1	1.6	1.7
H2S Transport	12.6	12.9	(0.3)	-
Grant – Ext Rights to travel	(0.9)	(0.6)	(0.3)	-
Childrens Directorate	0.7	0.7	-	(0.2)
Total - LA	29.5	28.8	0.7	2.4

Above subject to final checks and rounding. Transport surpluses/deficits are returned to the Local Authority.

Schools Outturn 2023/24

School cash balances dropping but not as quickly as expected

Closing schools' revenue cash balances set out below:

	31 Mar 24 £m	31 Mar 23 £m	Variance (Fall)/ Increase £m
Primaries	14.5	15.5	(1.0)
Secondaries	0.3	1.5	(1.2)
Specials & PRUs	2.9	3.0	(0.1)
LA Maintained balance	17.7	20.0	(2.3)
Academy convertors	1.7	-	1.7
Other – mostly grants	0.9	2.5	(1.6)
Capital balances - DFCG	1.1	1.0	0.1
Total	21.5	23.5	(2.1)

Emerging issues 2024/25 Childrens Services

Childrens & Families - £3.9m

- Increase in demand for children entering care. 15% from this time last year
- Residential numbers currently 94 at end of May. Average in budget 73 CLAs
- Unregistered CLA numbers 5. Average in 24/25 budget 1
- Movement from social Housing from Thrive 16+ contract
- Delays in H to H homes 6,7 & 8

Education - £1.6m

- Education Health & Care Plan numbers 4,996 April 23 to May 2024 5,395. 8% increase
- Home to school transport numbers are static.
- SEND transport 23/24 average 1,331 children. Average cost is rising significantly. £7,100 in 22/23. £8,800 per child 23/24. 24/25 ??
- DSG - £4.2m pressure on £18.9m 24/25 (Statutory override)

Questions