

## **Appendix 1 – Adult Services**

Lead Member for Adult Services: Cllr Dean Ruddle

Executive Director: Mel Lock

Service Directors

- Adult Social Care Operations: Emily Fulbrook
- Adult Social Care Commissioning: Paul Coles
- Adult Social Care Transformation: Nikki Shaw

**Table 1: Adult Services as at the end of October 2023 (Month 7)**

- 2023/24 net budget £185.5m, projected adverse variance £14.9m, no movement from month six.
- 2022/23 net budget £160.7m, outturn adverse variance £15.4m

Service Area	Current Budget	Full Year Projection	Month 7 Variance	A/(F)	RAG Status	Movement From Month 6
	£m	£m	£m			£m
<b>Adult Social Care Operations - Physical Disability/Sensory Loss/65 Plus</b>						
PD/SL/65P Residential & Nursing	58.0	58.9	0.9	A	Red	0.0
Home Care	28.2	31.0	2.8	A	Red	0.0
Direct Payments	12.5	14.2	1.7	A	Red	0.0
Staffing Costs	12.4	11.4	(1.0)	(F)	Green	0.0
Transport, Daycare & Other	3.1	4.0	0.9	A	Red	0.0
<b>sub total</b>	<b>114.2</b>	<b>119.5</b>	<b>5.3</b>	<b>A</b>	<b>Red</b>	<b>0.0</b>
<b>Adult Social Care Operations - Mental Health</b>						
MH Residential & Nursing	14.7	14.6	(0.1)	(F)	Green	0.0
Home Care/Supported Living	5.7	6.9	1.2	A	Red	0.0
Staffing/Deprivation of Liberty, Safeguards	1.4	1.4	0.0	-	Green	0.0
Direct Payments, Day Care & Transport	1.8	1.7	(0.1)	(F)	Green	0.0
<b>sub total</b>	<b>23.6</b>	<b>24.6</b>	<b>1.0</b>	<b>A</b>	<b>Red</b>	<b>0.0</b>
<b>Adult Social Care Operations - Learning Disabilities</b>						
LD Residential & Nursing	23.8	25.3	1.5	A	Red	0.0
Supported Living/Home Care	33.6	38.4	4.8	A	Red	0.0
Direct Payments/In Control	10.7	9.7	(1.0)	(F)	Green	0.0
Day Care	6.4	6.9	0.5	A	Red	0.0
Discovery	30.5	30.9	0.4	A	Red	0.0
Transport, Shared Lives & Other	2.4	2.6	0.2	A	Red	0.0
Central & Salaries	2.4	3.5	1.1	A	Red	0.0
<b>sub total</b>	<b>109.8</b>	<b>117.3</b>	<b>7.5</b>	<b>A</b>	<b>Red</b>	<b>0.0</b>
<b>Commissioning</b>						
Commissioning	(62.2)	(61.1)	1.1	A	Red	0.0
<b>sub total</b>	<b>(62.2)</b>	<b>(61.1)</b>	<b>1.1</b>	<b>A</b>	<b>Red</b>	<b>0.0</b>
<b>Total</b>	<b>185.4</b>	<b>200.3</b>	<b>14.9</b>	<b>A</b>	<b>Red</b>	<b>0.0</b>

### **Adult Services - key explanations, actions & mitigating controls**

Adult Services overspend is £24.2m due to increase in both fee levels for care home placements and delivery of home care, offset by a number of in year mitigations to reduce it to £14.9m.

Since 2020/21 we have seen an increase of 41% in residential placements and this significant increase can be seen across all care home placement types. In October 2022, the unmet needs list was around 150 people waiting for homecare, the number current waiting is two people, this increased in delivery is now showing as a full year effect in the table above.

To offset the overspend a number of in year mitigations and funding have been identified including the market sustainability funding - workforce grant of £3.8m, in year mitigations of £3m including reviewing all 1:1 with a view to reducing hours required and £2.5m NHS monies.

### **Adult Social Care - Physical Disability/Sensory Loss/65 Plus**

This area of Adults is currently projecting to be £5.3m overspent. As in previous years, we continue to see pressure within residential and nursing placements, with pressure on the weekly costs, as well as the number of people receiving support. Historically the authority has paid low fee rates within this sector. The increase in fee levels for 23/24 are still not stabilising the market, due to the increase in inflation and cost of living.

There continue to be a number of interim placements as the service works with the NHS trusts to ensure a timely discharge for people from hospital. These placements are currently projected to cost £1.8m.

We continue to deliver more homecare, to allow people to remain in their own homes for as long as possible to help reduce the overreliance on beds, as well as it being the best place for them. This has led to reported overspends of £2.8m for home care.

As we continue to offer choice and have a varied market that includes micro-providers, we have seen an increase in the use of direct payments, resulting in a projected overspend of £1.7m.

### **Mental Health**

This budget includes individuals who have a diagnosis of dementia. The budget continues to be an area of growth for the past few years, and this has continued in 2023/24. We are currently projecting an overspend of £1m mainly within home care and supported living. Residential and nursing continues to be a pressure for the service due to a combination of increasing numbers and high unit costs.

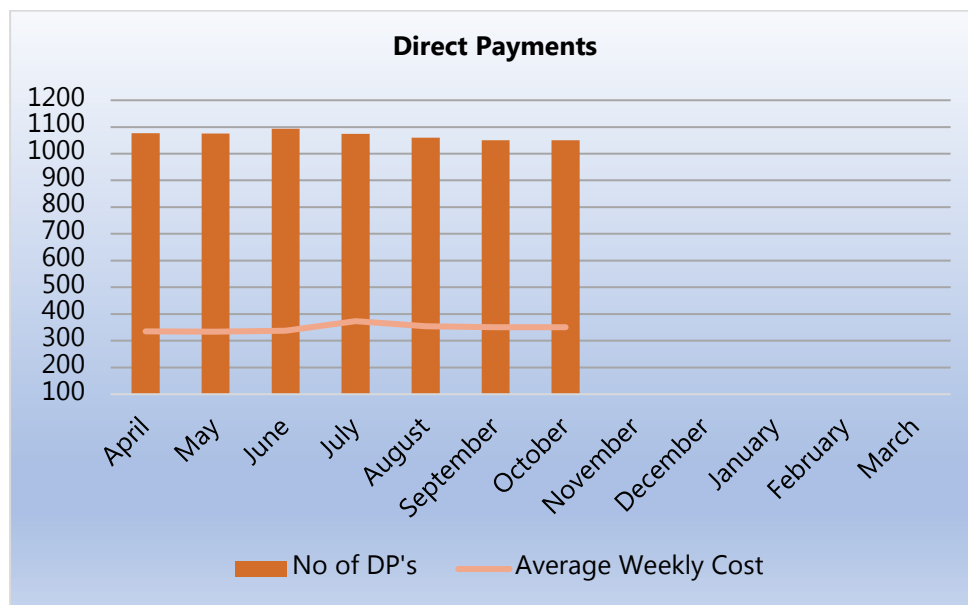
## Learning Disabilities

Overall, the cost of Learning Disabilities is projected to overspend by £7.5m. Since outturn we have seen a number of high costs placements come through, either via transitions or due to other forms of funding coming to an end. The four main pressure areas continue to be residential & nursing £1.5m, supported living and homecare £4.8m and day care £0.5m due to market sustainability. Supported Living is in the best interest of people but is an area where unit costs can be high.

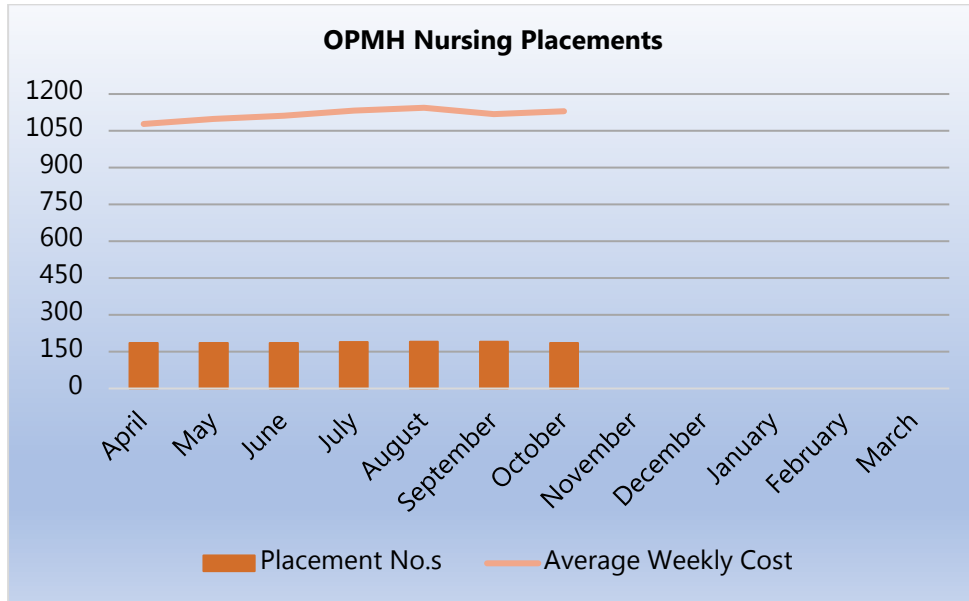
## Commissioning

Commissioning is currently projecting to overspend by £1.3m, as the Adults transformation 'my life, my future' will not achieve the full £5m saving.

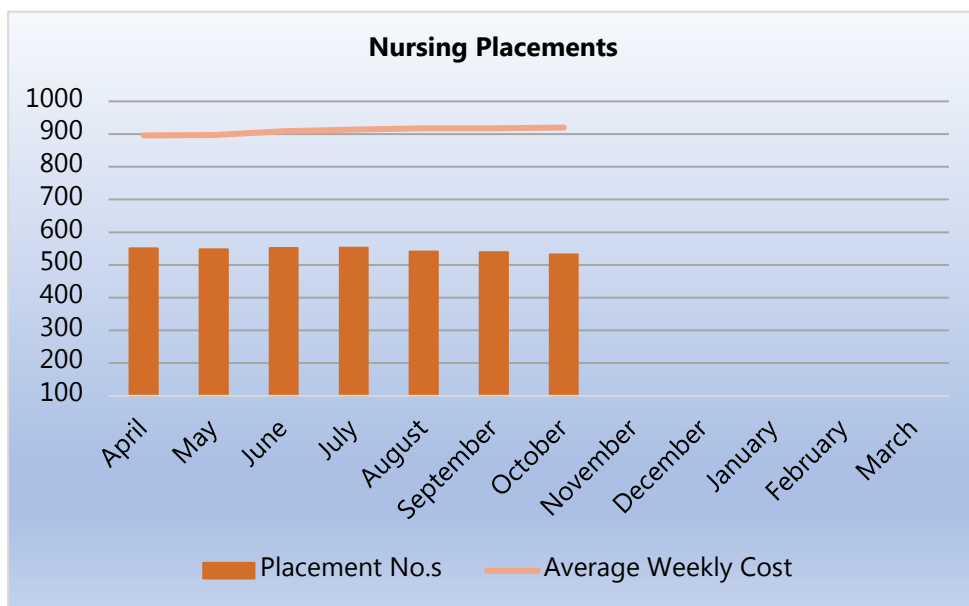
## Adult Services - key performance cost drivers



Since the beginning of the financial year, we have seen the number of people receiving a Direct Payment within ASC decrease from 1,077 to 1050 packages. The current weekly average cost of an ASC Direct Payment is £351 per package.



The number of Older People Mental Health (OPMH) Nursing placements has remained stable at 185 placements since April. The current weekly average cost for OPMH Nursing is £1,130 per placement.



Nursing placements decreased by nineteen since April from 551 to 532. The current weekly average cost for Nursing is £920 per placement.

### Adult Services - key risks, future issues & opportunities

90% of the ASC budget is spent on individual placements purchased through the market via block and spot placements. Therefore, there is a significant risk that this

budget will continue to overspend. This is due to increased demand, the cost-of-living rise, particularly the increases in petrol, gas, electric, and food.

We have a number of mitigations that are not currently reflected in the financial position above but across the financial year we will start to see the impact:

- Enhanced Peer Forum – Robust financial and operating challenge
- Reviewing Interim Placements – This review will identify those who should be self-funding/contributing towards their long-term care.
- My life, my future – reduce the overreliance on bed placements and redesign the reablement service.
- Review all high cost/complex placements.
- Review void costs.