



SCRUTINY COMMITTEE - CHILDREN AND FAMILIES

Monday, 10 February 2025

10.00 am

Luttrell Room - County Hall, Taunton TA1 4DY

SUPPLEMENT TO THE AGENDA

To: The members of the Scrutiny Committee - Children and Families

We are now able to enclose the following information which was unavailable when the agenda was published:

Agenda Item 10 Somerset Schools' Assessment and Attainment Results (Pages 3 - 24)

To receive a presentation.

This page is intentionally left blank

Scrutiny Committee – Children & Families: 10 February 2025

Page 3

Somerset Schools' Assessment and Attainment
Data 2024



Somerset
Council

Agenda Item 10

Key message for Scrutiny

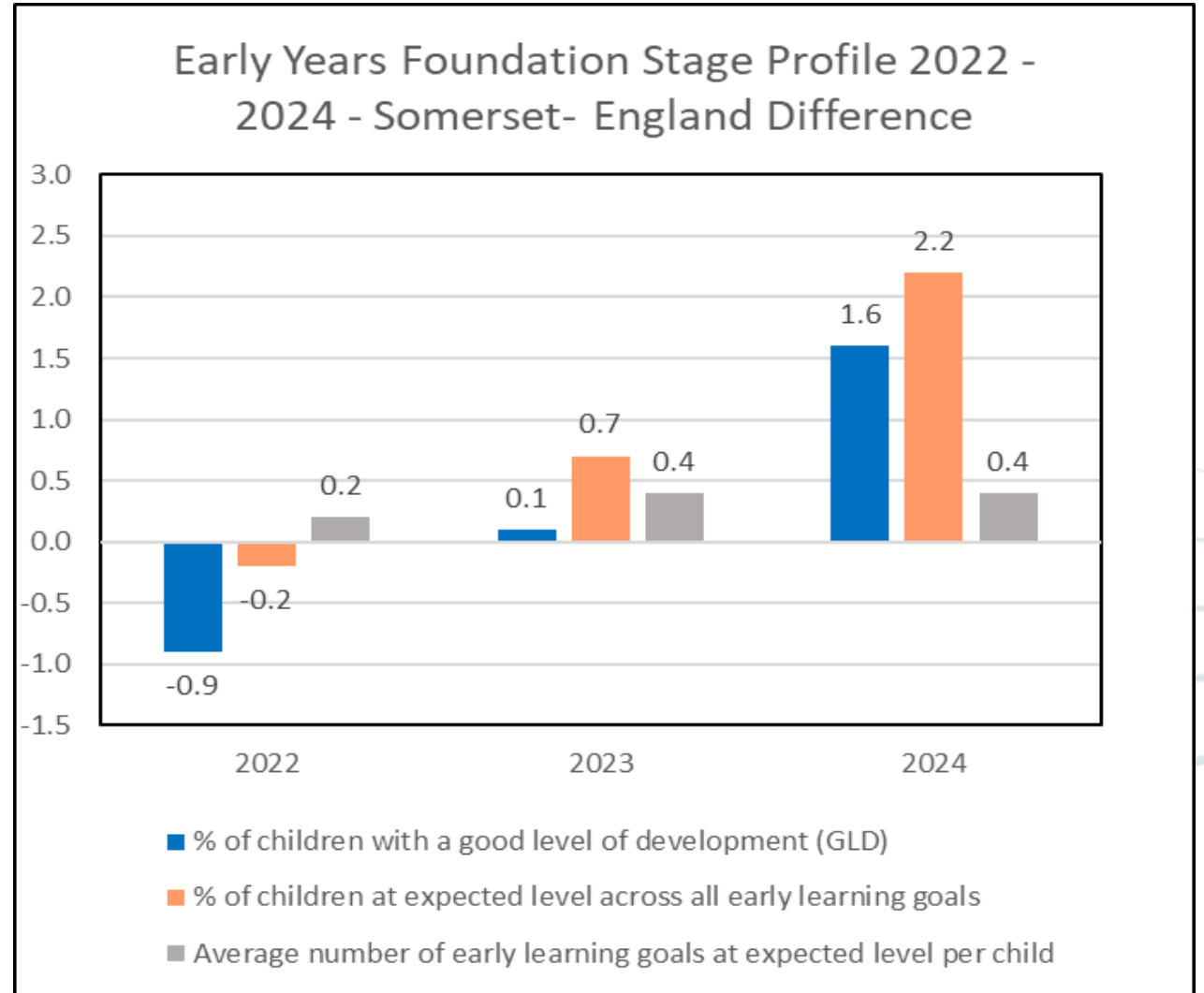
- We have previously reported significant concern about underachievement compared to national measures and a trajectory of decline
- There is now positive evidence of turnaround, with key headlines showing either one or two successive years of improvement
- It is now becoming clearer that a key issue for the county is the severe issues around a comparative small cohort of pupils whose outcomes are extremely poor:
 - Pupils with both SEND and disadvantage are most vulnerable
 - Very high levels of absence
 - Very poor outcomes, including nil returns on examinations
 - Very high levels of suspension and exclusion
- These pupils are at the heart of the Children's Transformation Programme and there is an ask of Scrutiny to prioritise these children in the work of the Committee going forward

Early Years Foundation Stage (EYFS) Profile 2022-2024

Somerset difference from England average for all children

All headline measures now above the national average

Where the data is shown as a positive figure, Somerset performs above the England average; data shown as a negative figure indicates that Somerset is below the comparable England average.

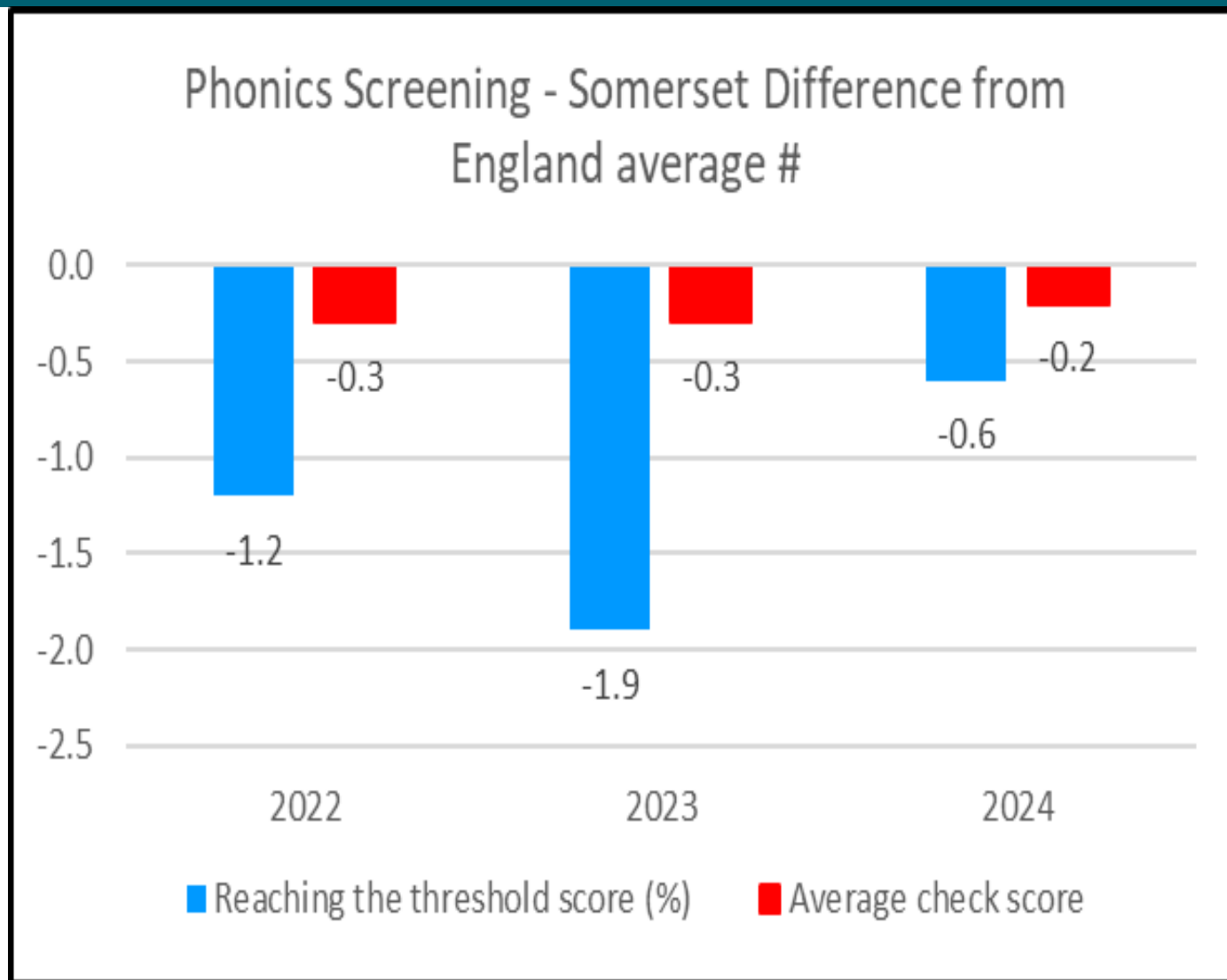


Year 1 Phonics 2022-2024

Somerset difference from England average for all pupils

Below national but significant improvement from 2023 to 2024

Where the data is shown as a positive figure, Somerset performs above the England average; data shown as a negative figures indicates that Somerset is below the comparable England average.



KS2 Attainment 2022-24 – All Pupils

Somerset difference from England average at Expected Standard or better (% pts)

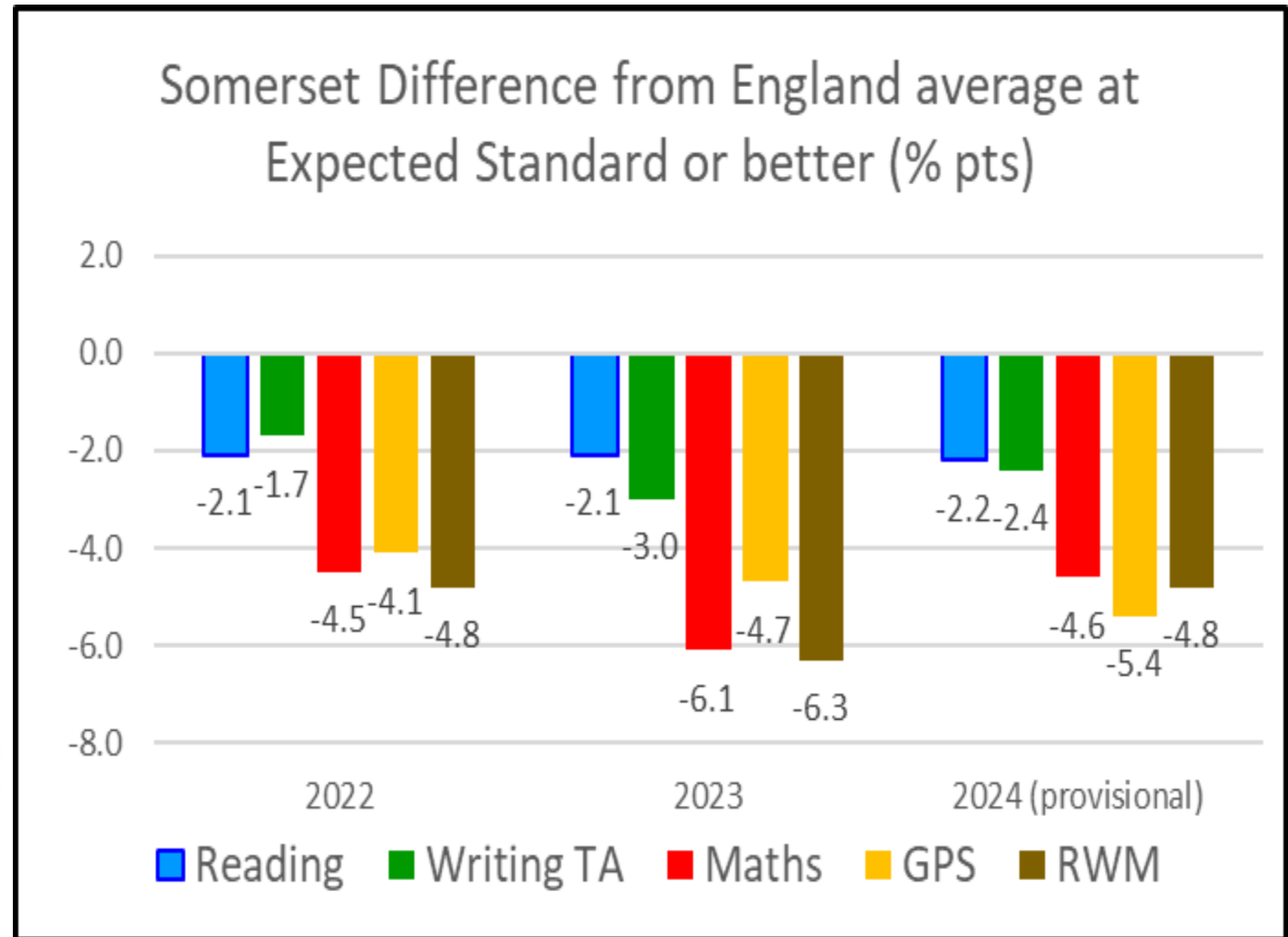
Page 6

Significantly below national but fastest improvement in South West region

A negative value indicates that Somerset is below the England average.

GPS: Grammar, punctuation and spelling

RWM: reading, writing and mathematics combined.



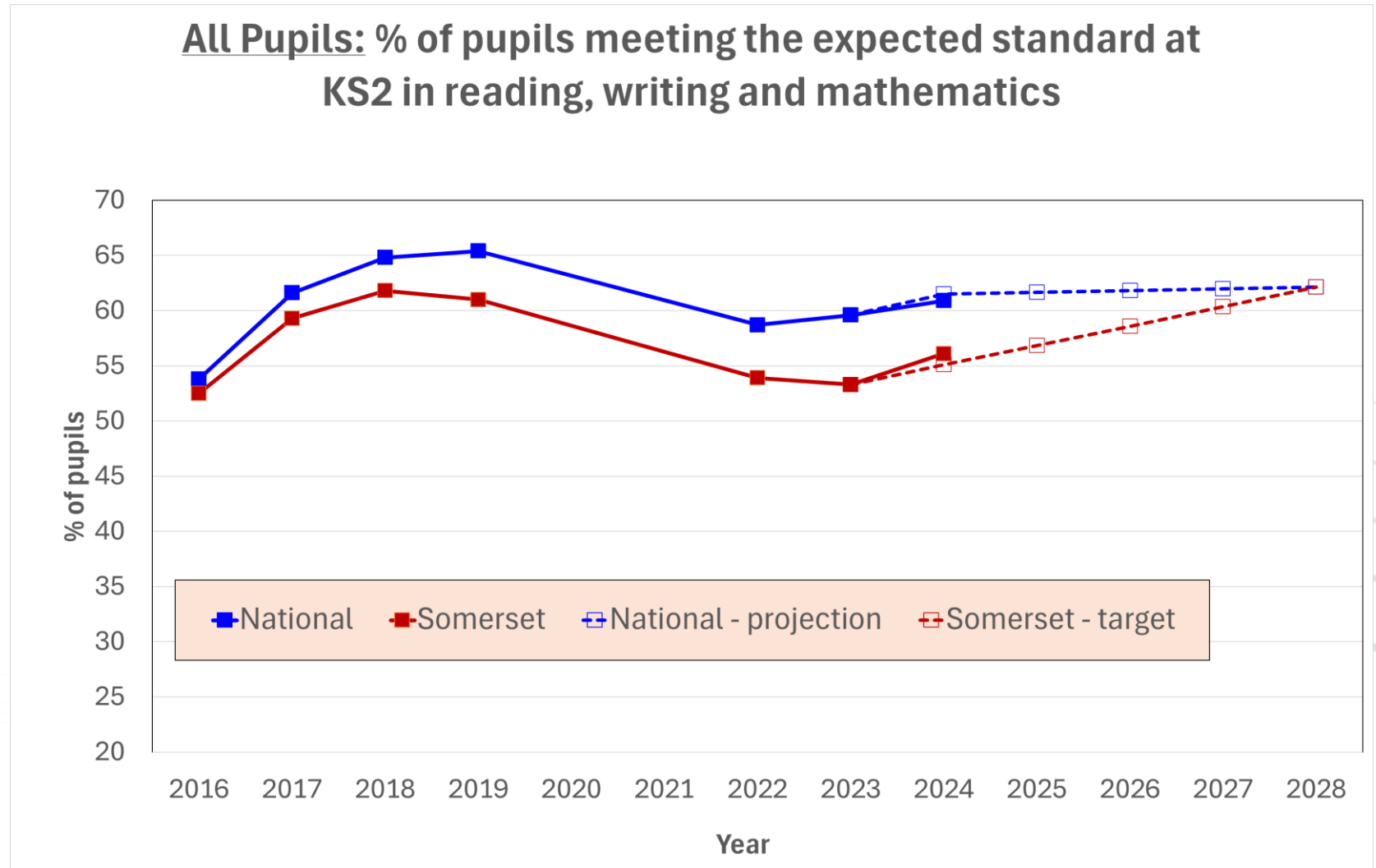
KS2 Long Term Trends and Targets – All Pupils

Pupils at the expected standard in RWM

Somerset's improvement is current converging on nation trend

Somerset targets for 2024-28 were presented to Education for Life Board (03.24) to show the improvement required in Somerset to close the gap.

NB The National projection is a local estimate of likely improvement in RWM % (it is NOT provided by DfE)



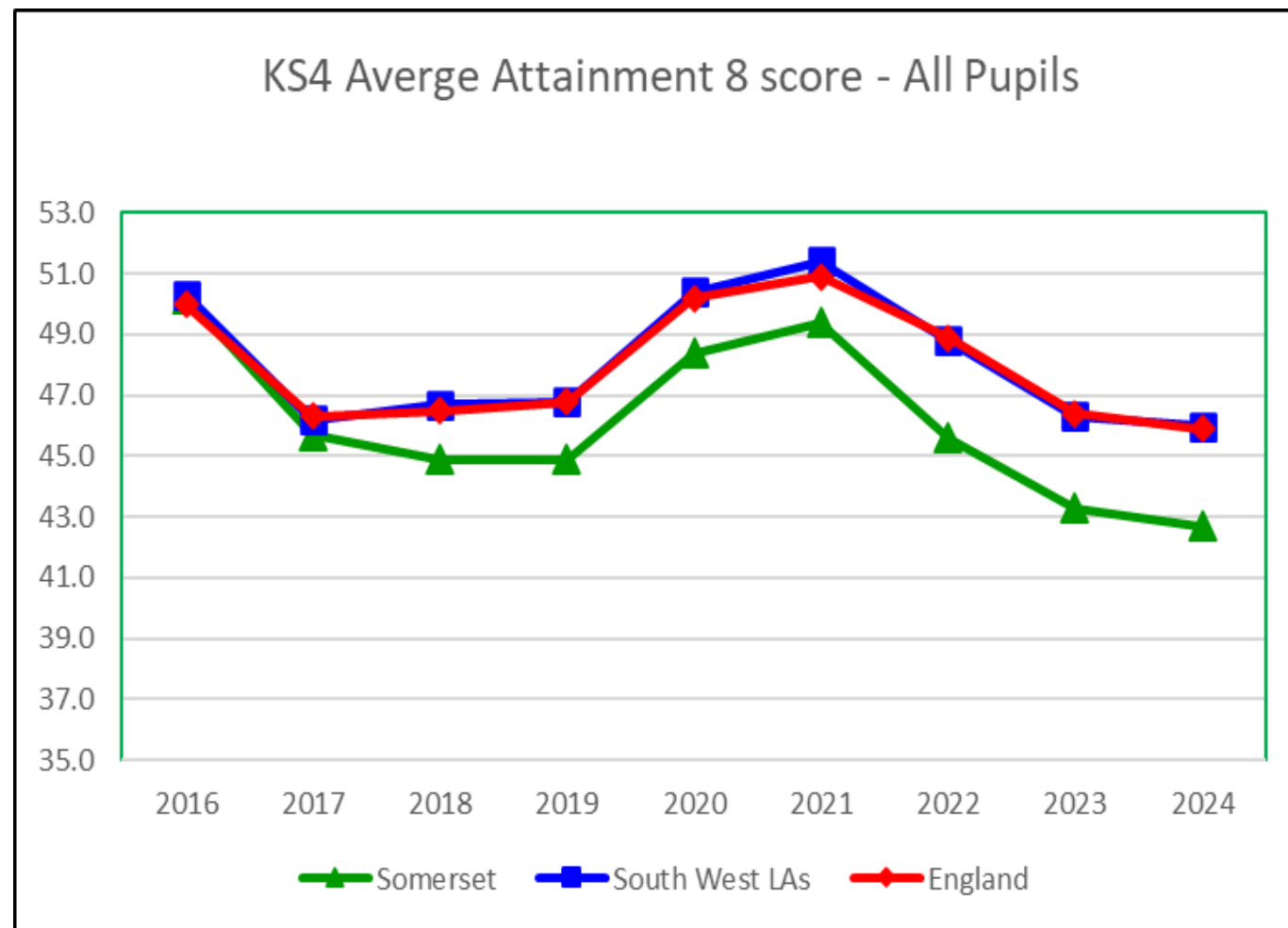
KS4 Average Attainment 8 Score

All Pupils

Attainment 8 fell in Somerset as well as nationally

Page 9

The Attainment 8 score (A8) is calculated based on pupil performance at KS4 in up to 8 qualifications.

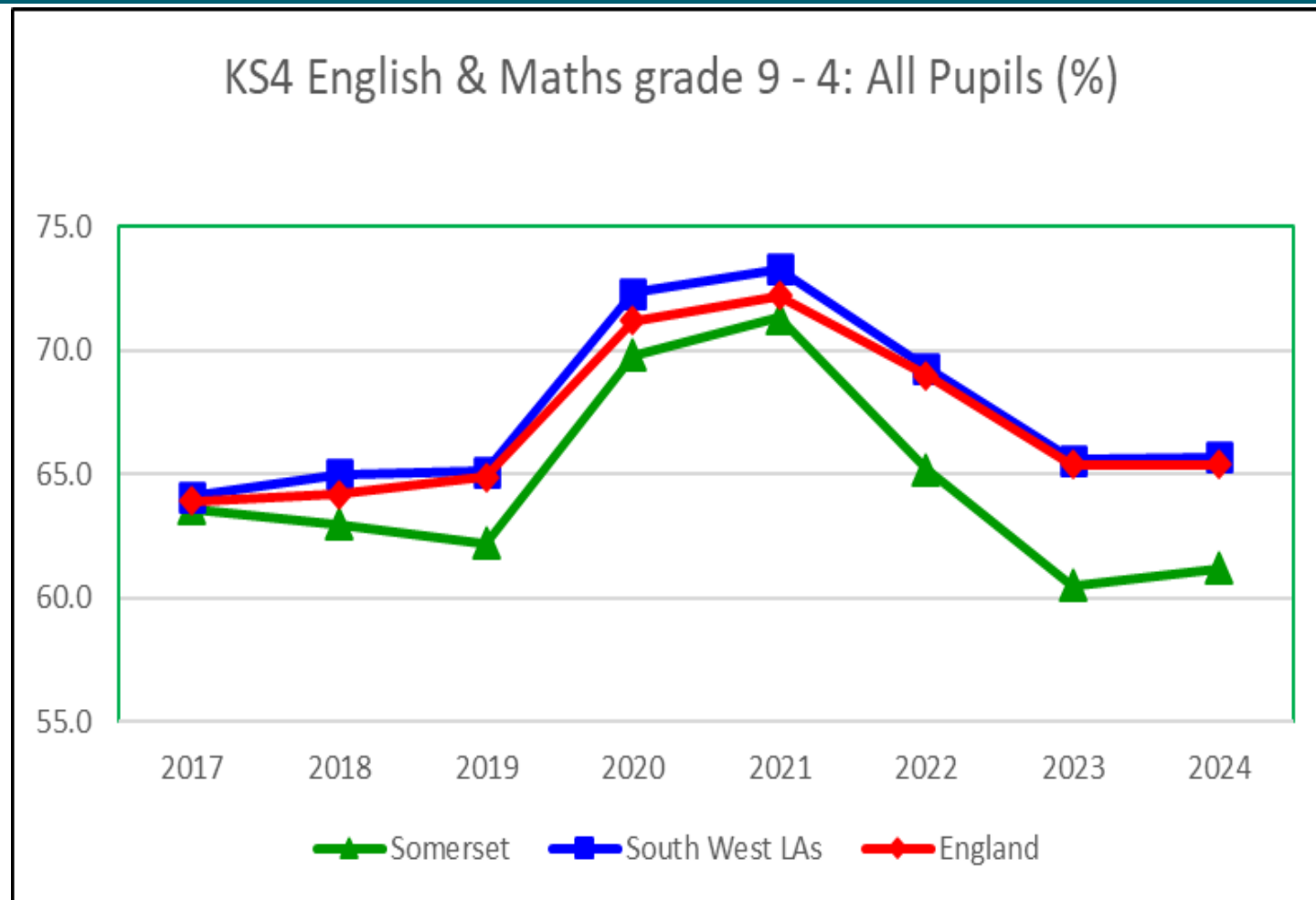


KS4 English & Maths - Grade 9-4 (Standard Pass)

All Pupils

Somerset still below national but significant rise from 2023. English and Maths are critical for employability, including apprenticeships.

Pupils achieving a GCSE grade of 4 or above, considered a standard rather than high pass, in both English and in mathematics.



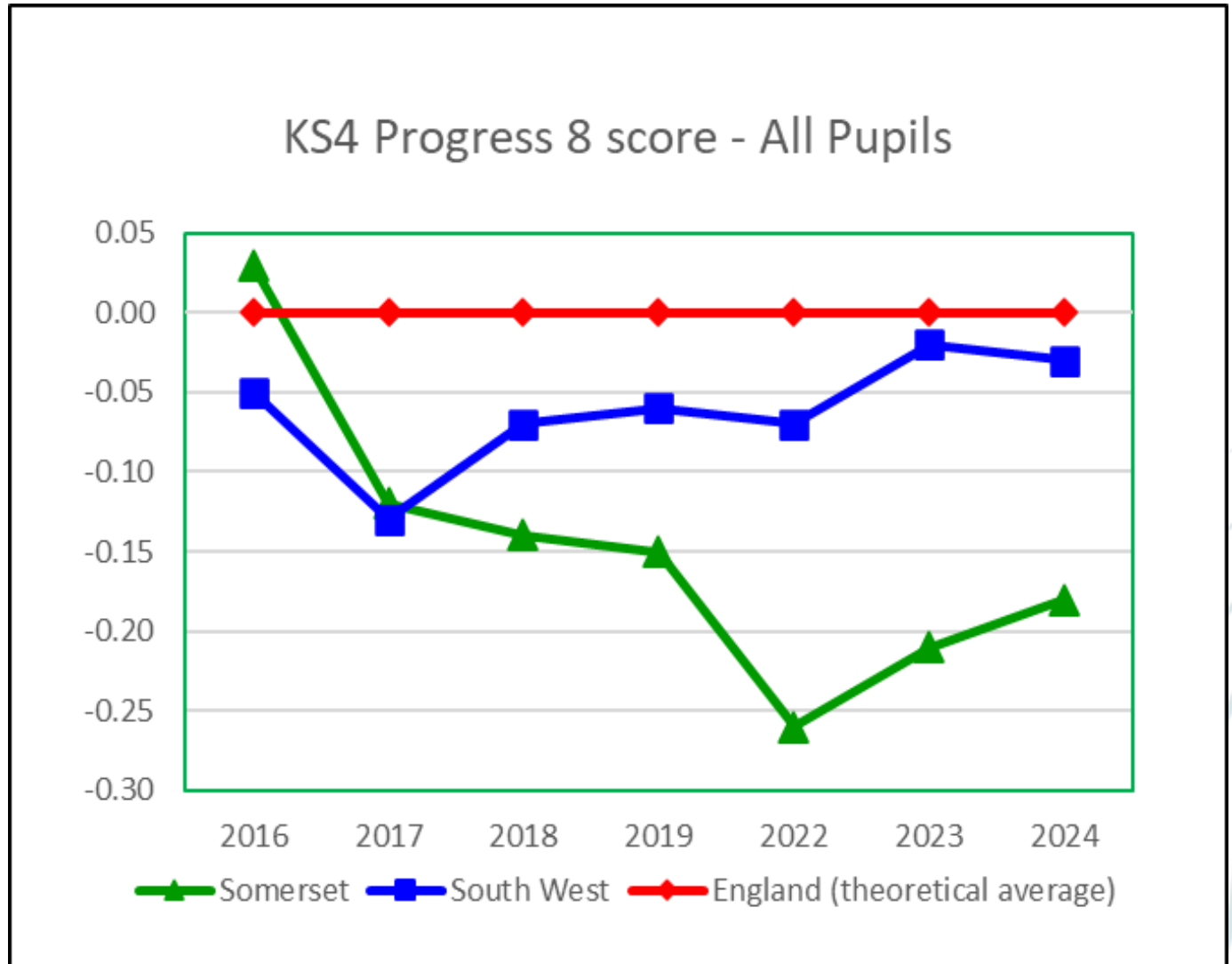
KS4 Progress 8 – All Pupils

This is a measure of average GCSE scores compared to KS2 outcome for that pupil.

Page 14

Two years successive improvements after long-term decline.

Progress 8 (P8) is calculated to have a theoretical national average of 0.00 but in practice the average is usually -0.03. P8 data was not calculated for 2020 or 2021.



Disadvantaged Pupils

The improvements in outcomes seen by Disadvantaged pupils is possibly a year behind the improvements for all pupils

DfE definition of Disadvantaged pupils

Page 12

eligible for free school meals at any time during the last six years and children looked after (in the care of the local authority for a day or more or who have been adopted from care)

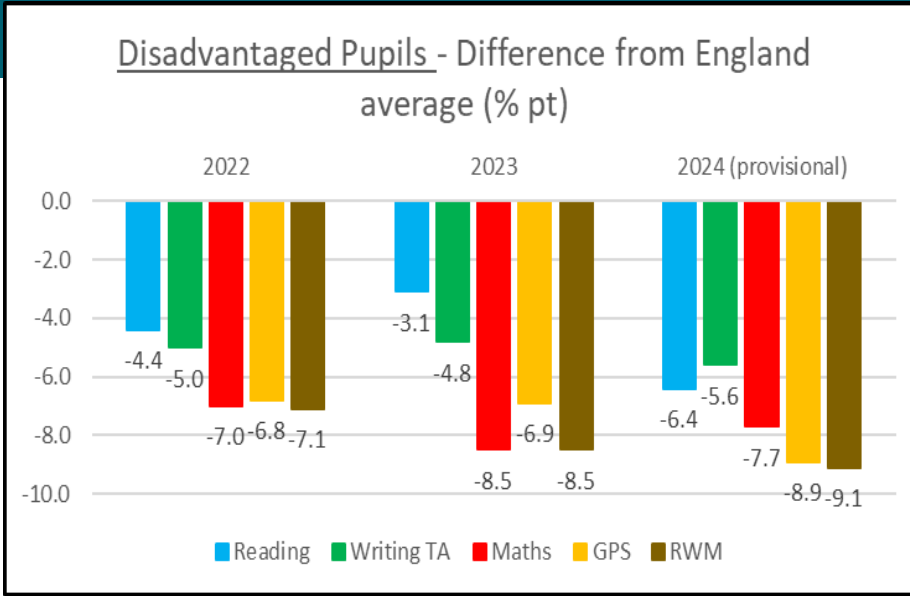
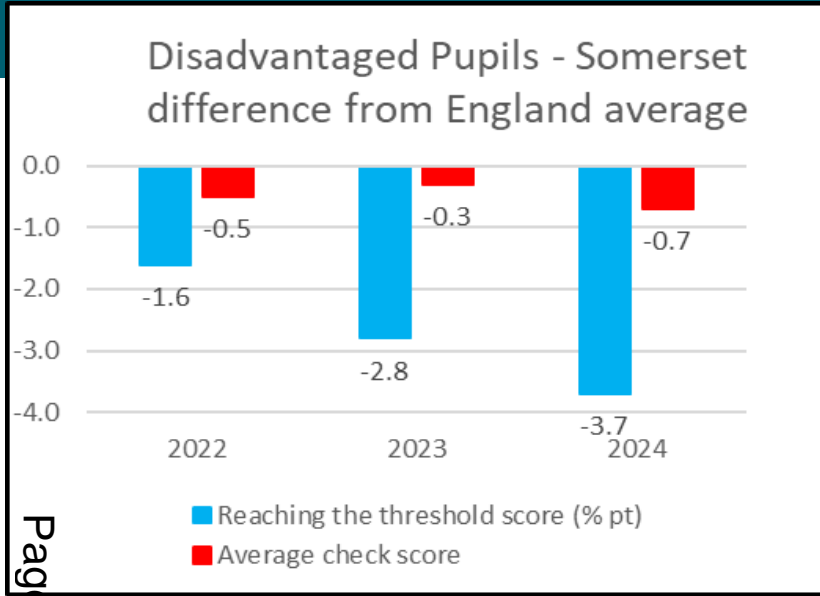
The proportion of children in Somerset who are starting school classed as disadvantage is rising.

2024 Somerset Disadvantaged pupils:

- KS4: 21% of year 11
- KS2: 27% of year 6

Year 1 Phonics 2022-2024

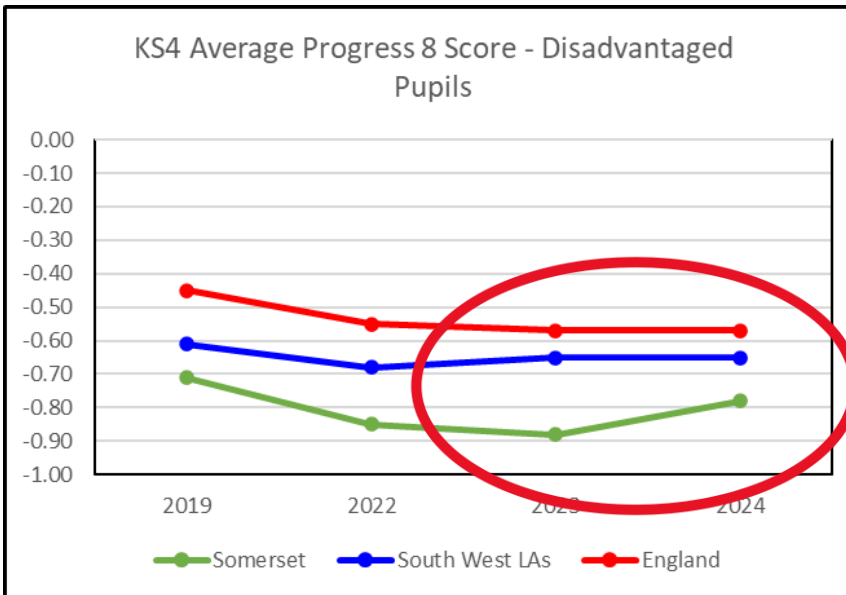
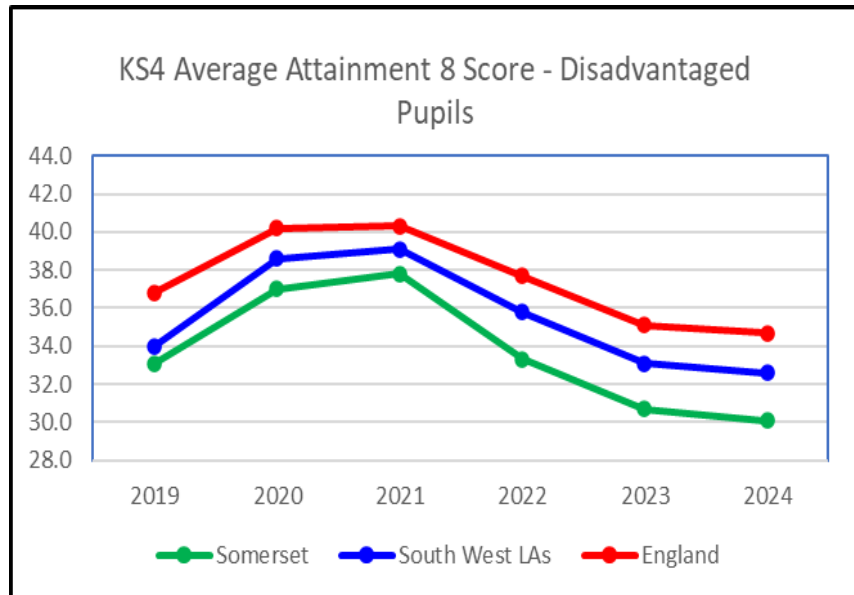
KS2 Attainment 2022-24



Outcomes for disadvantaged pupils for 2024 mirror the pattern for all pupils for 2023.

KS4 Attainment 8

KS4 Progress 8



Progress 8 shows a single year of improvement compared to two years.

SEND Pupils

Outcomes for SEND pupils in 2024 have fallen.

INCLUDES: Pupils in Somerset state-funded schools identified as having special educational needs

- EHCP
- SEN Support

EXCLUDES: Somerset resident pupils

- in independent schools
- educated outside of Somerset

The proportion of pupils with SEND in state-funded schools has remained broadly static.

2024 Somerset SEN pupils:

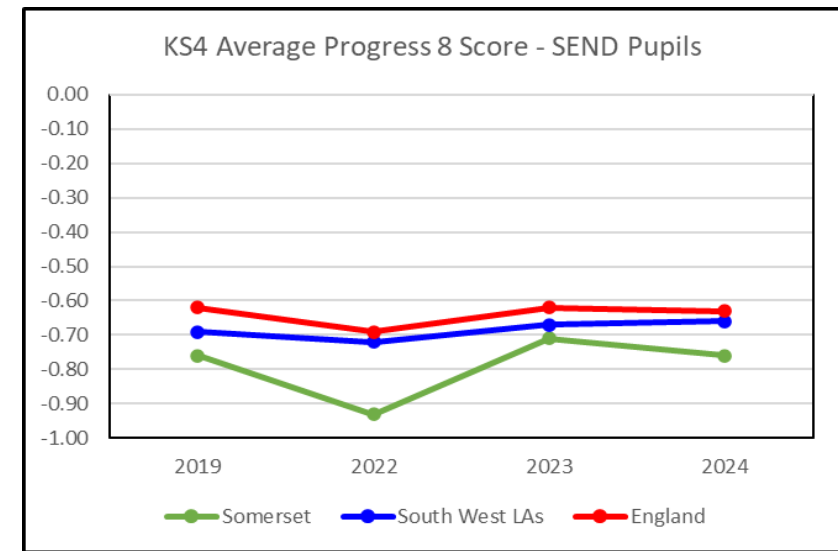
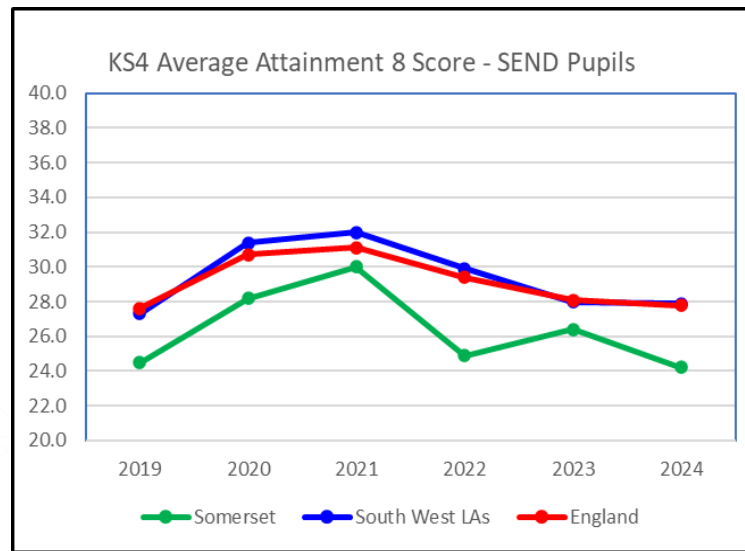
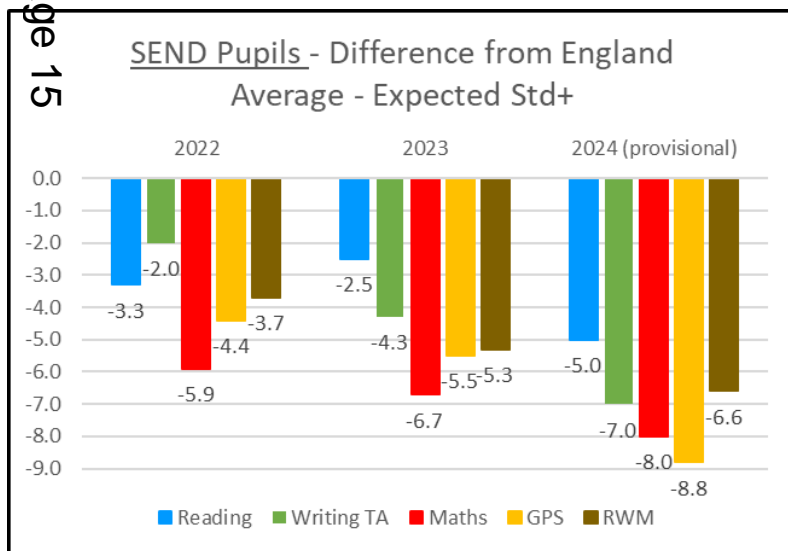
- KS2: 20% of year 6
- KS4: 20% of year 11

SEND Pupil outcomes

Outcomes for Somerset pupils with SEND have not seen the same consistent pattern of decline and have been closer to national outcomes.

However, outcomes in 2024 widened that gap.

Page 15



Pupil Attendance

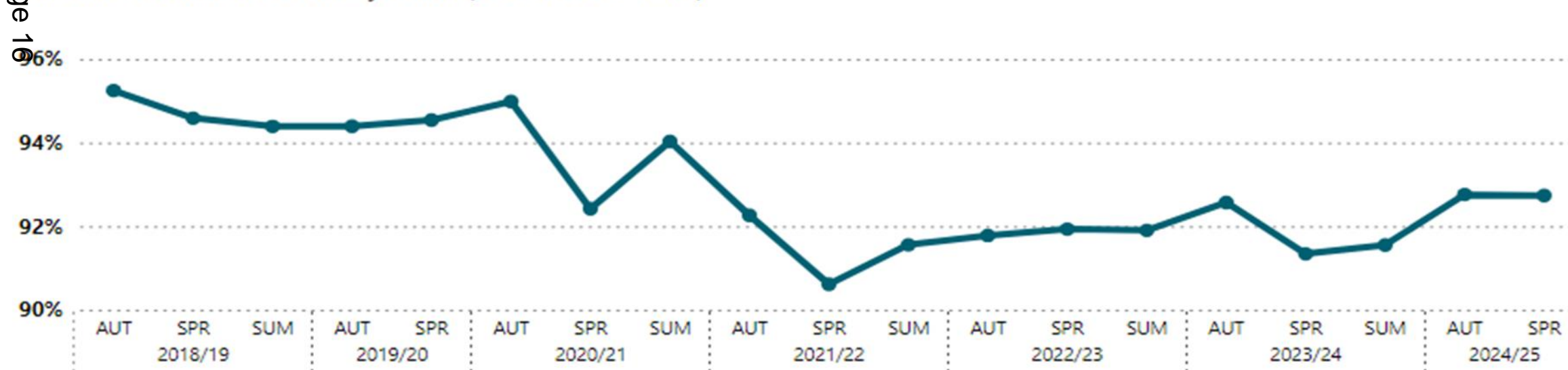
Overall Attendance rate for all Somerset Schools has not recovered since Covid

Academic Year	AUT	SPR	SUM	Annual
2018/19	95.2%	94.6%	94.4%	94.8%
2019/20	94.4%	94.5%		94.4%
2020/21	95.0%	92.4%	94.0%	94.2%
2021/22	92.3%	90.6%	91.6%	91.5%
2022/23	91.8%	91.9%	91.9%	91.9%
2023/24	92.6%	91.3%	91.6%	91.9%
2024/25	92.8%	92.7%		92.8%

*2024/25 data up to mid Jan 25

Page 10

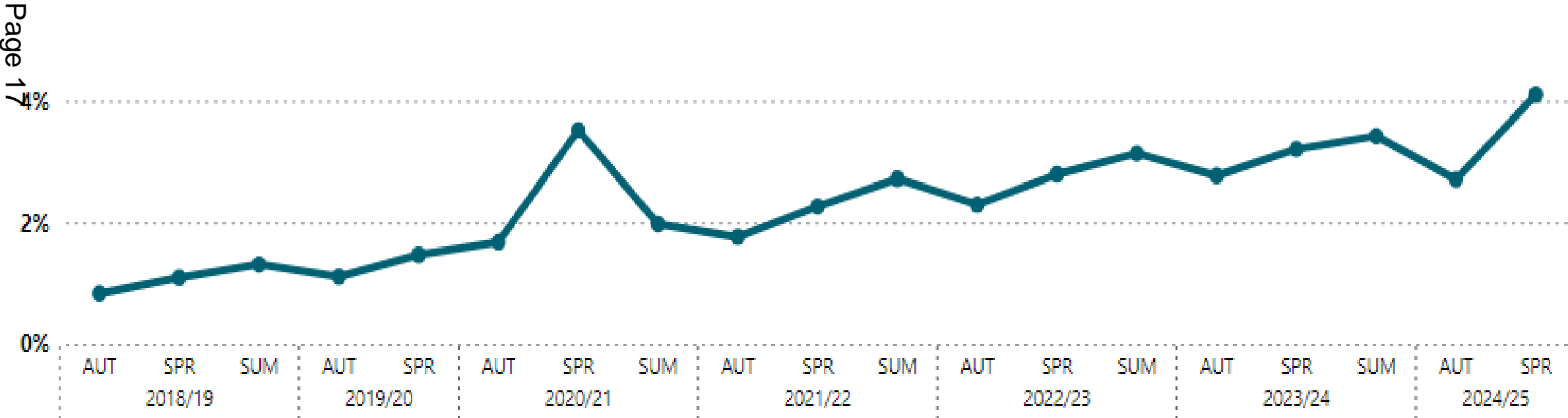
Overall attendance rate by term (2018/19 to date)



Pupil Attendance – above 50% absence

Attendance decline is not a general issue for all pupils but reflects growing cases of extreme absence

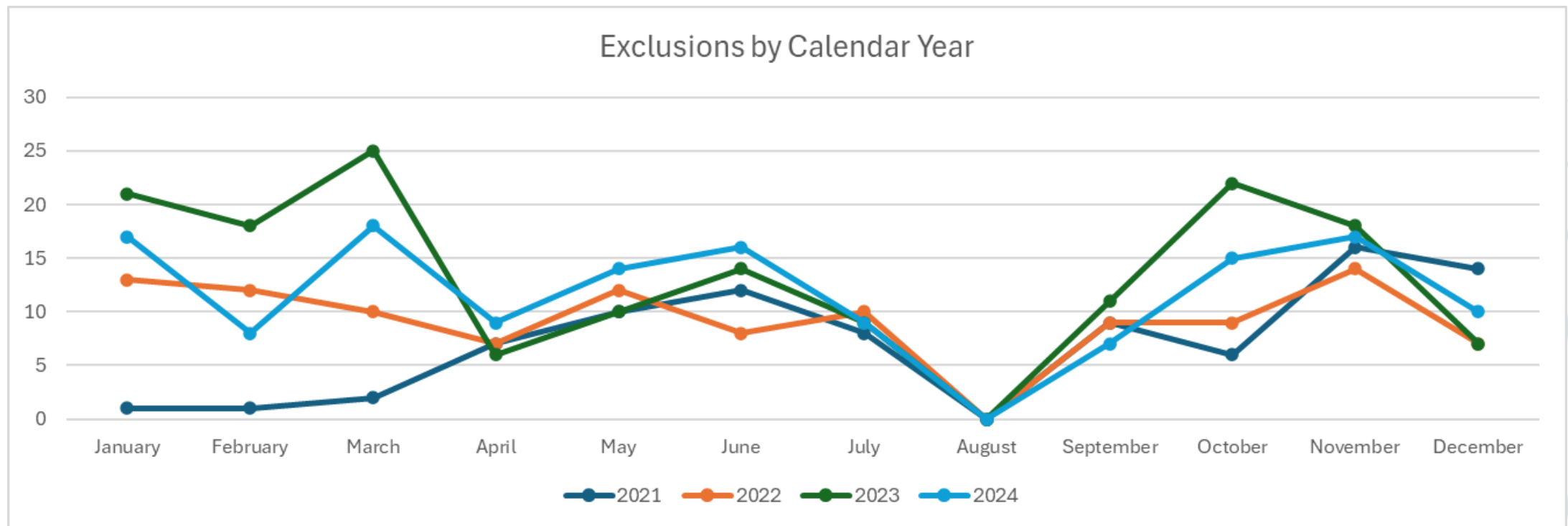
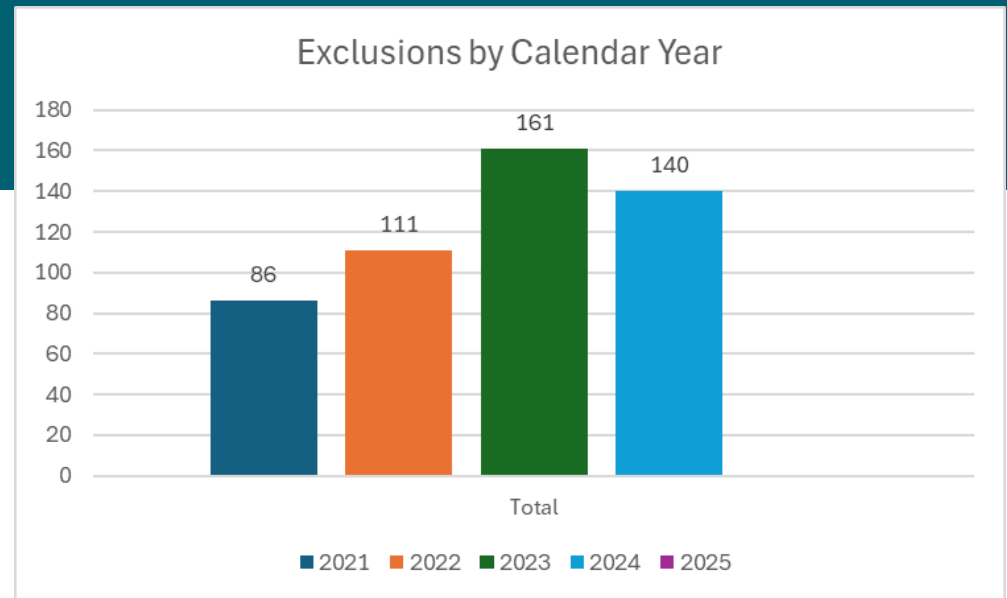
Overall Severe Persistent Absence (PA) rate by term (2018/19 to date)



*2024/25 data up to mid Jan 25

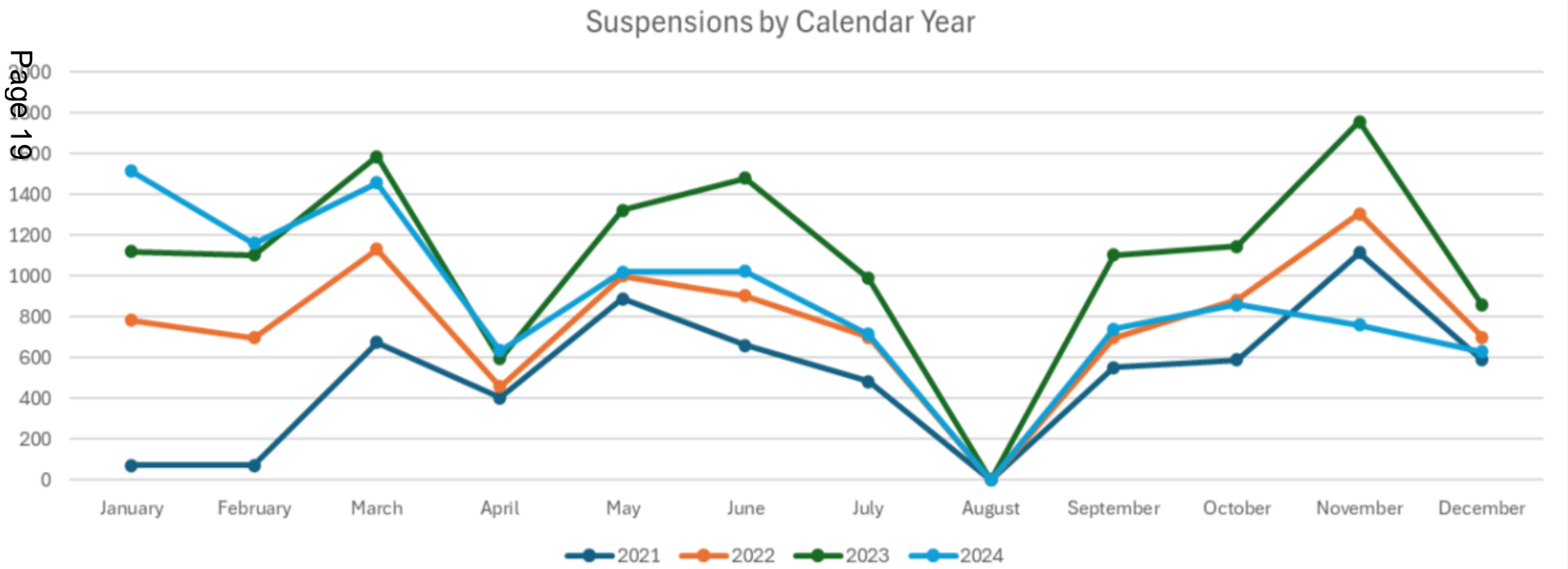
Pupil Exclusion

Exclusions in Somerset rose sharply after the pandemic, but 2024 calendar year saw mitigating measures beginning to take effect. There was a 13% decrease in exclusions between 2023 and 2024.



Pupil Suspension

The pattern for suspensions mirrors the pattern for exclusions, with the 2023 representing a high-water mark.



Notes:

- Provisional KS2 data was made available to the Committee's meeting on 7 August 2024.
- 2024 data is still largely classed as provisional – final data yet to be confirmed by DFE
- End of KS1 data (yr 2) no longer a statutory data collection
- No KS1-KS2 progress measures in 2024 or 2025 (due to Covid)

Page

Data Sources - Attainment:

KEYFS and Phonics - National Consortium for Examination Results (NCER)

- 2024 Key Stage 2 attainment: Revised DFE data (DFE November 2024)
- 2024 Key Stage 4 attainment: Provisional data (DFE December 2024)
- Education for Life Strategy (Somerset Council: March 2024)
- Data analysis undertaken using NCER-Nova

Data Sources - Attendance, Exclusion and Suspension Data:

- School data recording analysed in Capita ONE

**Business Intelligence – Children and Vulnerable
Learners**

tony.verrier@somerset.gov.uk

Education

Amelia.walker@somerset.gov.uk



This page is intentionally left blank

Somerset Council
Scrutiny Committee
Children’s & Families Scrutiny Committee – 10th February
2025



Somerset Schools' Assessment & Attainment data 2024
Lead Officer: Amelia Walker – Service Director Education
Author: Amelia Walker – Service Director Education
Contact Details: Amelia.Walker@somerset.gov.uk
Executive Lead Member: Cllr Heather Shearer
Division / Local Member: N/A

1. Summary

- 1.1.** Data has been published for all Key Stages in education. A full report has been provided to the Education Standard Standing Committee. This briefing summarises the key messages from the report to the Standing Committee for public scrutiny.
- 1.2.** This item closely relates to the priority of ‘A Fairer, Ambitious Somerset’ from the Somerset Council Plan (2023-2027).

“We need our children to get an excellent education and to aspire to achieve their goals in life. Education outcomes in Somerset are not good enough, especially for children from lower income homes or those with additional needs. All children need access to good schools, colleges, further education and higher education.”

2. Issues for consideration / Recommendations

- 2.1.** Children and Families Scrutiny is recommended to:
 - Take account of the headline outcomes for children within the county
 - Agree to prioritise pupils with SEND and disadvantage in the forward programme of the Committee
 - Challenge Officers in future meetings on the extent to which the Children’s Transformation programme is successful in tackling key barriers to the achievement of children with SEND and disadvantage

3. Background

- 3.1.** Key messages for Scrutiny:

- We have previously reported significant concern about underachievement compared to national measures and a trajectory of decline
- There is now positive evidence of turnaround, with key headlines showing either one or two successive years of improvement
- It is now becoming clearer that a key issue for the county is the severe issues around a comparative small cohort of pupils whose outcomes are extremely poor:
- Pupils with both SEND and disadvantage are most vulnerable
 - Very high levels of absence
 - Very poor outcomes, including nil returns on examinations
 - Very high levels of suspension and exclusion

4. Background papers

- 4.1.** Slide pack included with report, which includes data charts on assessment, attainment, absence, suspensions and exclusions, with year on year, southwest and national comparisons