

Appendix A - Adult Services

Lead Member for Adult Services: Cllr Sarah Wakefield

Executive Director: Mel Lock

Service Directors

- Adult Social Care Operations: Emily Fulbrook
- Adult Social Care Commissioning: Paul Coles

Adult Services Finance Oversight Board update

The last meeting of the board was the 25 October 2024. Key topics of discussion were the Medium-Term Financial Plan update with all savings being achieved or on-track for 2024/25. Adults Directors highlighted work being carried out on the formation on the 2025/26 Adult Social Care budget.

An update was provided on Mental Health Transformation and a member of the Integrated Care Board team provided an update on their current financial position.

Chart 1: Budget versus forecast outturn graph

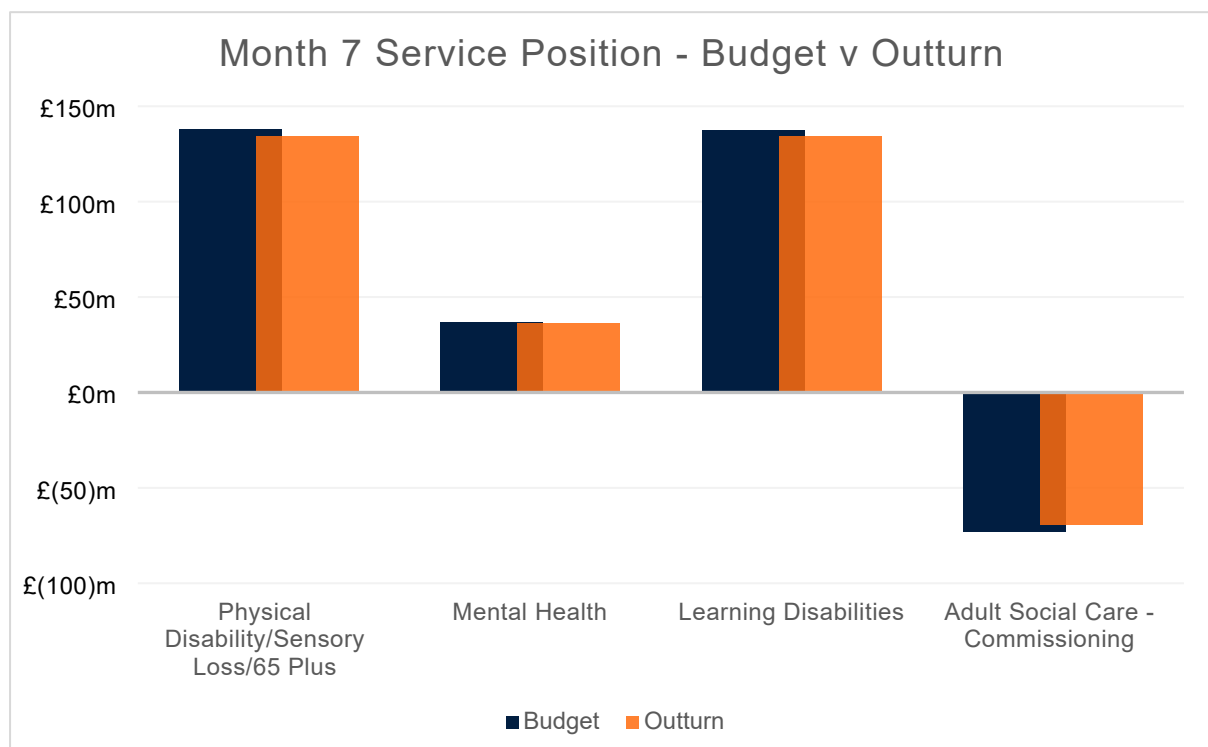


Table 1: 2024/25 Adult Services as at the end of October 2024 (Month 7)

- 2024/25 net budget £239.532m, forecasting an underspend of £3.823m, an increase of £0.327m from Quarter 2
- 2023/24 net budget £190.8m, outturn overspend £17.5m

Service Area	Current Expenditure Budget £m	Current Income Budget £m	Current Net Budget £m	Full Year Projection £m	Month 7 Variance £m	Overspend / (Underspend)	RAG Status	Ongoing Pressure £m	One-off Pressures £m	Movement From Month 6 £m
Adult Social Care Operations										
Physical Disability/Sensory Loss/65 Plus										
PD/SL65P Residential & Nursing	95.763	(21.831)	73.932	64.577	(9.355)	Underspend	Green	-	-	(0.173)
Home Care	29.816	(2.263)	27.553	33.880	6.327	Overspend	Red	-	6.327	(0.045)
Direct Payments	19.134	(2.096)	17.038	15.330	(1.708)	Underspend	Green	-	-	(0.035)
Staffing Costs	16.605	(0.366)	16.239	15.477	(0.762)	Underspend	Green	-	-	(0.010)
Transport, Daycare & Other	4.790	(1.317)	3.473	5.366	1.893	Overspend	Red	-	1.893	(0.091)
sub total	166.108	(27.873)	138.235	134.630	(3.605)	Underspend	Green	-	8.220	(0.354)
Mental Health										
MH Residential & Nursing	27.625	(4.218)	23.407	22.102	(1.305)	Underspend	Green	-	-	0.006
Home Care/Supported Living	10.210	(1.894)	8.316	7.915	(0.401)	Underspend	Green	-	-	0.035
Staffing/Deprivation of Liberty, Safeguards	3.141	(0.011)	3.130	3.260	0.130	Overspend	Red	-	0.130	0.006
Direct Payments, Day Care & Transport	2.391	(0.225)	2.166	2.908	0.742	Overspend	Red	-	0.742	(0.051)
sub total	43.367	(6.348)	37.019	36.185	(0.834)	Underspend	Green	-	0.872	(0.004)
Learning Disabilities										
LD Residential & Nursing	36.213	(2.200)	34.013	29.225	(4.788)	Underspend	Green	-	-	0.106
Supported Living/Home Care	46.077	(2.003)	44.074	45.326	1.252	Overspend	Red	-	1.252	(0.362)
Direct Payments/In Control	13.423	(1.317)	12.106	13.534	1.428	Overspend	Red	-	1.428	(0.390)
Day Care	8.107	(0.124)	7.983	8.227	0.244	Overspend	Red	-	0.244	(0.011)
Discovery	35.140	(1.118)	34.022	32.143	(1.879)	Underspend	Green	-	-	(0.276)
Transport, Shared Lives & Other	4.032	(1.040)	2.992	2.430	(0.562)	Underspend	Green	-	-	0.004
Central & Salaries	2.393	-	2.393	3.522	1.129	Overspend	Red	-	1.129	0.367
sub total	145.385	(7.802)	137.583	134.407	(3.176)	Underspend	Green	-	4.053	(0.562)
Adult Social Care - Commissioning										
ASC Commissioning	6.115	(0.351)	5.764	5.809	0.045	Overspend	Amber	-	0.045	0.056
Intermediate Care	8.805	(2.849)	5.956	8.556	2.600	Overspend	Red	-	2.600	0.048
Staffing Costs	3.106	(0.192)	2.914	2.950	0.036	Overspend	Amber	-	0.036	0.031
Grants & Pooled Budget Income	3.569	(91.508)	(87.939)	(86.828)	1.111	Underachievement	Red	-	1.111	0.458
sub total	21.595	(94.900)	(73.305)	(69.513)	3.792	Underachievement	Red	-	3.792	0.593
Total	376.455	(136.923)	239.532	235.709	(3.823)	Underspend	Green	-	16.937	(0.327)

Adult Services - key explanations of variances

Overall, Adult Services are forecasting an underspend of £3.823m. This is mainly due to the commissioning work carried out within the market to reduce residential and nursing weekly fees. This links to international recruitment and the change in use of costly agency staff, and CPI/energy costs coming down. The service is also seeing a reduction in residential care placements in line with our promoting independence transformation programme, and an increase in domiciliary care, supporting individuals to live in their own homes.

Adult Social Care - Physical Disability/Sensory Loss/65 Plus

This area of Adult Services is forecasting an underspend of £3.605m an increase of £0.354m from Quarter 2. This is within residential and nursing due to the demand being less than anticipated and a decrease in costs associated with transport and daycare of £0.091m.

Since April 2024 the service started to see new placements within residential and nursing homes coming either just below or around the budgeting figure built into the budget as part of the MTFP process. As people move services or services cease, the service will start to see the overall average cost of placements reduce across the year.

Mental Health

This budget includes individuals who have a diagnosis of dementia. Direct payments are forecasting a decrease of £0.051m from Quarter 2, due to surplus refunds being higher than anticipated.

The budget continues to be an area of growth for the past few years, and this has been recognised in the MTFP for 2024/25 with an increase of £11.700m. Currently Mental Health is forecasting an underspend of £0.834m. Homecare and Supported Living

continues to be an area of growth, this is in line with enabling people to remain in their homes.

Learning Disabilities

Overall, the cost of Learning Disabilities is forecasting an underspend of £3.176m. However, this is a pooled budget 75/25 and therefore any underspend will be split with Integrated Care Board (ICB). The pressure of this split is reported within Commissioning. The increase in underspend of £0.562m from Quarter 2 is due to the growth being less than originally anticipated, and the service will continue to monitor this throughout the financial year.

Commissioning

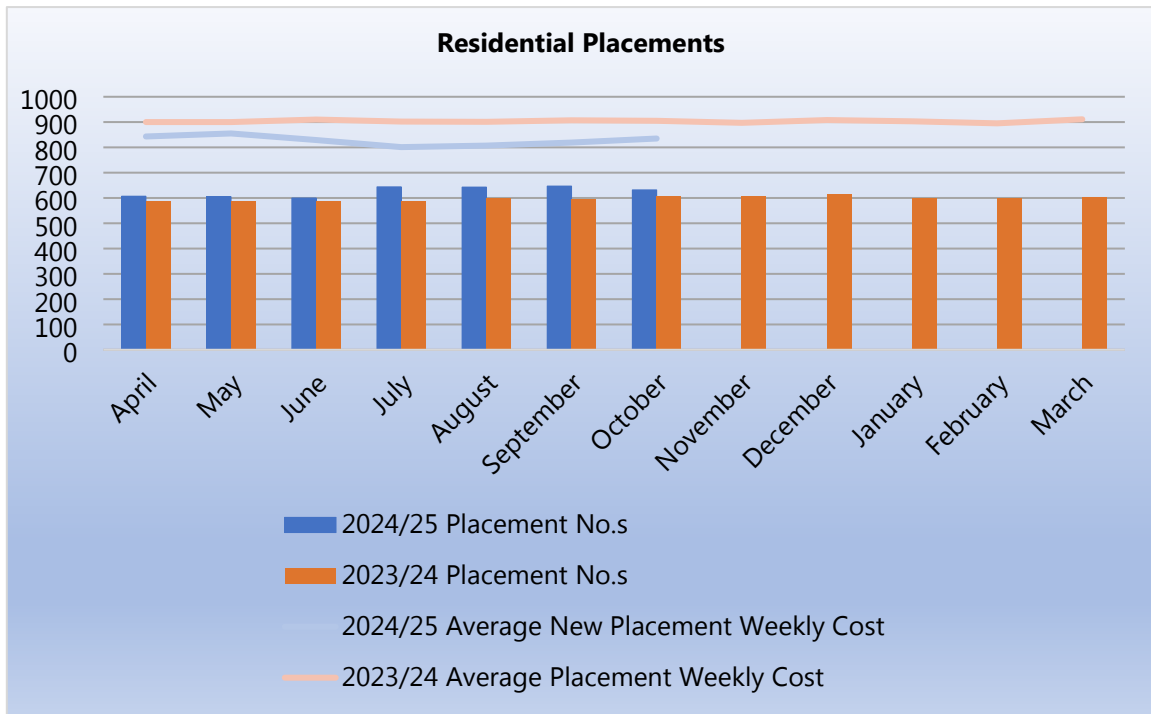
Commissioning is forecasting an overspend of £3.792m, due to continued demand with intermediate care and the Learning Disabilities (LD) pooled budget. The increase of £0.593m from Quarter 2 is due to the pooled budget forecast being updated in line with the LD underspend as reported against the LD operations line while the cost 25% return to the ICB shows within Commissioning.

Adult Services – Actions and Mitigations

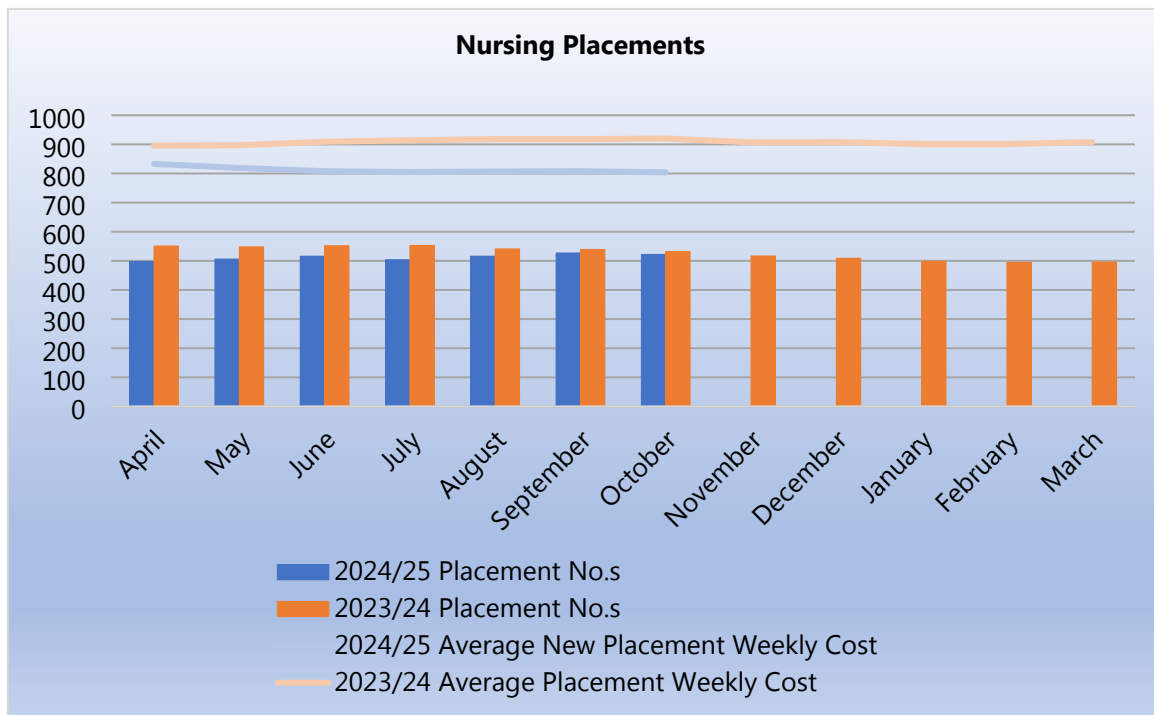
Adults Commissioning is forecasting an overspend of £3.792m; however, in order to mitigate this the Executive Director for Adults has directed that the other services in the Directorate hold their underspends to cover this, therefore overall Adults has an underspend of £3.823m. Mitigations will continue to be sought for Adults Commissioning and included into future budget monitoring reports as applicable.

Adult Services - Key performance cost drivers

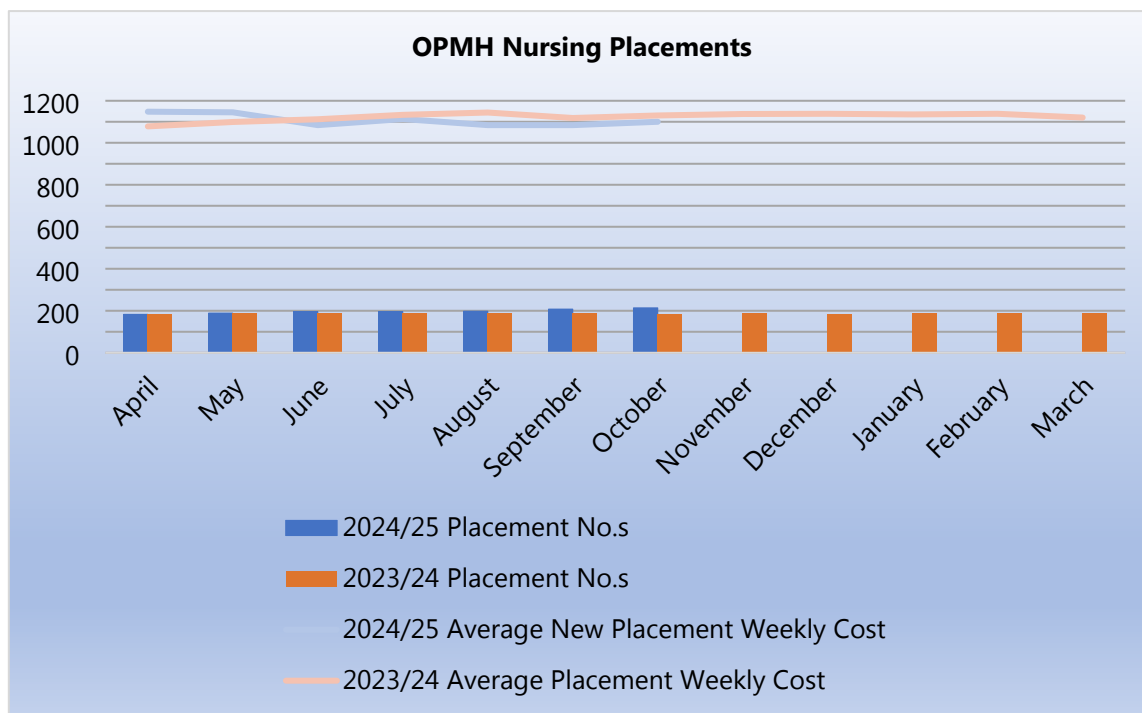
The Service has a target of 52 placements per month, across residential and nursing over 65's. The new placement numbers during Month 7 was 49 this is below our current target taking into consideration those that leave the service. The savings attached to this is reported as part of the My Life, My Future transformation programme.



Within 2024/25 there has been an increase of 25 people placed within a residential setting (residential placements), from 607 to 632. The current weekly average cost of a residential placement is £835 per week.



Nursing placements increased by 24 since April 2024 from 498 to 522. The current new placement cost for Nursing is £804 per placement.



The number of Older People Mental Health (OPMH) Nursing placements has increased by 31 placements from 183 to 224 placements. The current weekly average cost for OPMH Nursing is £1,100 per placement.

Adult Services - Key risks, future issues & opportunities

There is a risk that expenditure could increase as 90% of the ASC budget is spent on individual care and support needs. The international recruitment impact of this is yet to be seen both locally and nationally, this could influence the market cost.

Adult Services - Performance of agreed savings proposals

There are 11 agreed savings proposals for 2024/25 across Adult Services totalling £9.808m, with an additional £3.900m carried forward from 2023/24 in relation to My Life, My Future. As at Month 7 Adults £8.908m or 61% of the savings reported have been achieved. With £4.800m or 35% of the savings reported are on track to be achieved.