

# 24/25 Quarter 2 Budget Monitoring Report

- Children & Families Scrutiny Committee
- 9th December 24



**Somerset**  
Council

# Children's & Families Budget Monitoring – Quarter 2

Forecast £8.755m overspend. An increase of £1.243m from Month 5.

	Budget 2024/25	Q2 2024/25	Variance	Movement from Month 5 (Under) / Over
	£m	£m	£m	£m
Children & Families	98.506	108.416	9.910	2.792
Commissioning & Performance	11.585	11.058	(0.527)	(0.138)
Education & Transport	32.407	32.071	(0.336)	(1.119)
Children's Services Team	0.329	0.037	(0.292)	(0.292)
<b>Total</b>	<b>142.827</b>	<b>151.582</b>	<b>8.755</b>	<b>1.243</b>

Increase in pressure relates to external placements, projection now includes trend forecast to the end of the financial year.

Decreases to the projections in education & transport relate to school transport.

£0.203m Delivered from Month 5

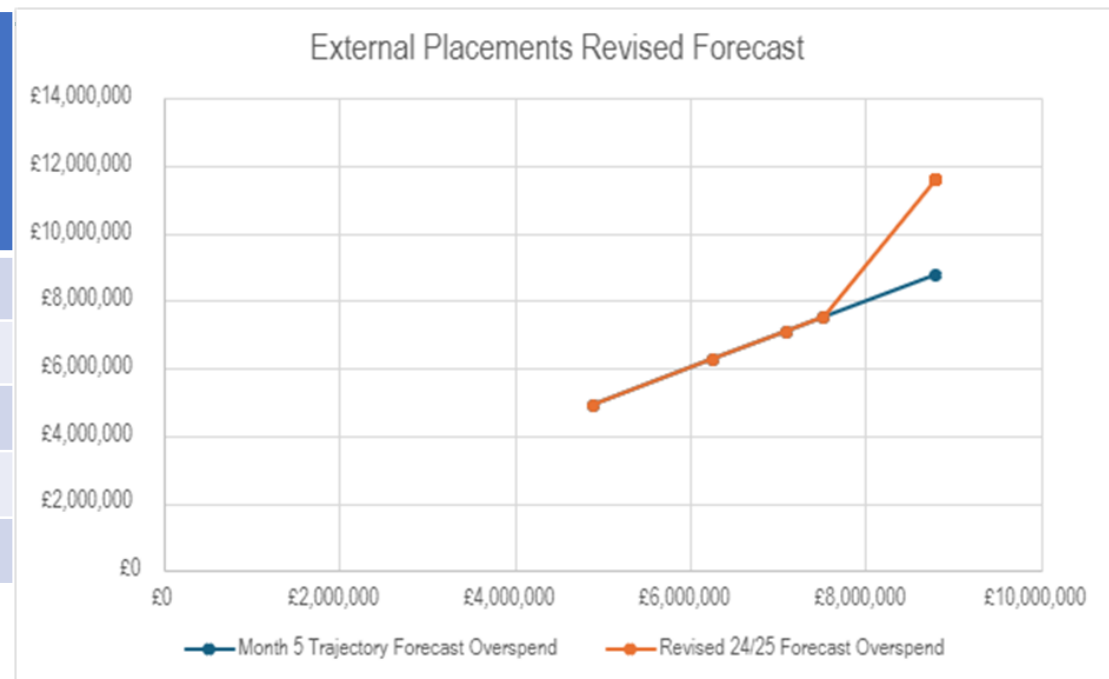
2024/25 MTFS savings update - £8.736m still to be delivered

**Red** – £0.155m currently 'unachievable' – need substitute savings

**Amber** – £3.677m 'at risk'

**Green** – £4.904m 'In delivery'

**Blue** - £0.834m 'achieved'

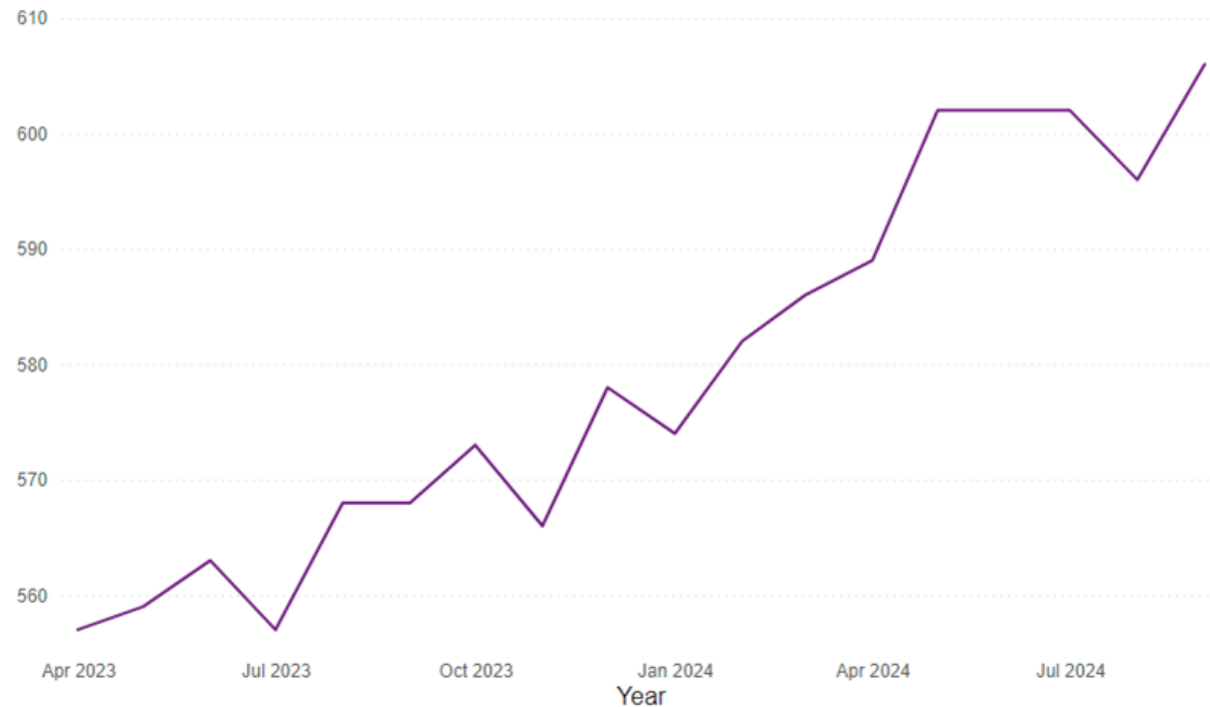


- 2024/25 External Placements Budget **£45.916m**
- **345** active external placements at end of Quarter 2
- The current reported forecast overspend for external placements as at the end of Quarter 2 is £14.467m, mitigated by £2.854m contingency budget – **net overspend £11.613m an increase of £4.083m from Month 5**
- This projection includes a forward forecast to the end of the financial year.

# Children Looked After Numbers

In the last 12 months up to September 2024, there has been an increase of 38 children looked after (CLA) with the more recent numbers coming into care moving into high-cost residential placements.

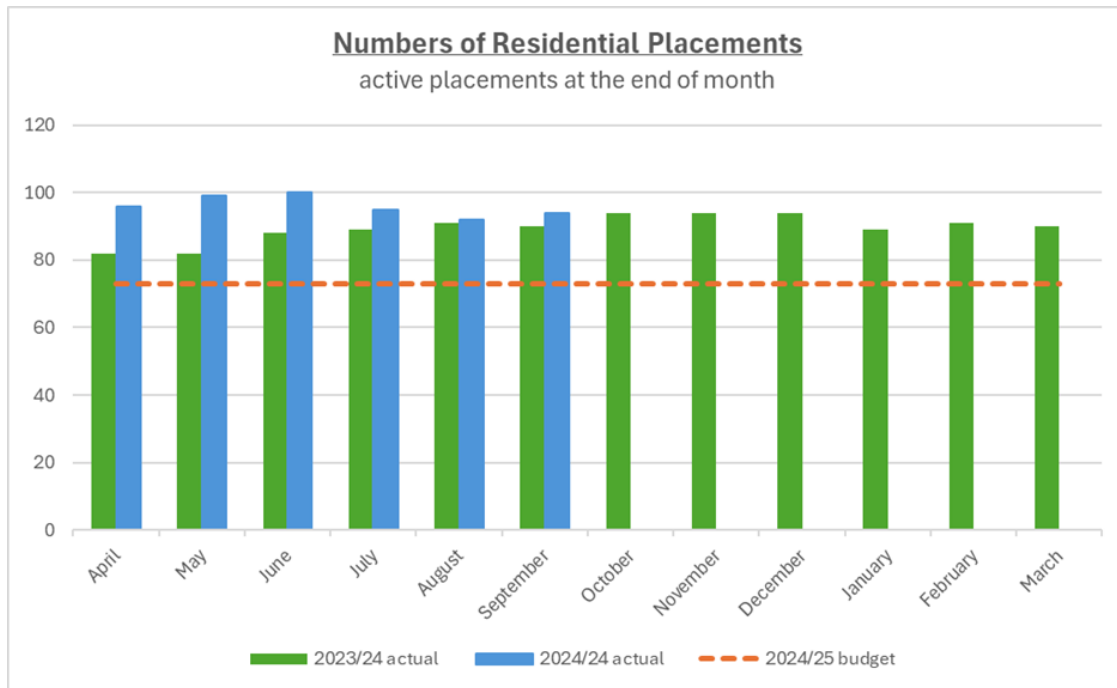
CLA Total by Month



# Residential & Unregistered Placements Quarter 2 24/25

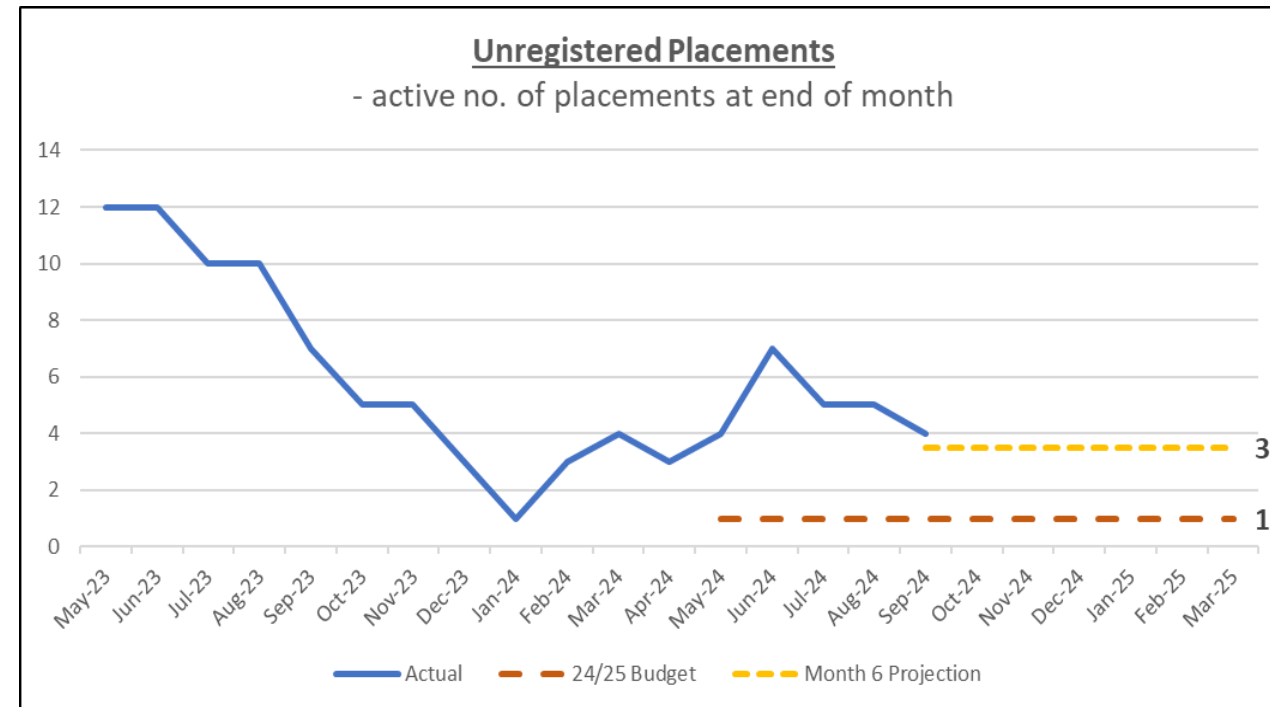
The graph below shows the trend in the **number of active residential placements** at the end of each month during 24/25.

The budgeted number of residential placements for 24/25 is 73.



The increase in unregistered placements from January 2024 has now started to level off and decline with active number of placements at the end of September 2024 being 4.

The budgeted number of unregistered placements for 2024/25 is 1.



# Education & Transport Forecast Quarter 2 24/25

Area – all in £m	Current Budget 24/25	Forecast 24/25	Quarter 2 Variance Over/ (Under)	Month 5 Variance Over/ (Under)	Change Over/ (under)
Education	5.740	6.921	1.180	1.276	(0.095)
Home to School Transport	13.285	12.266	(1.019)	(0.493)	(0.525)
SEND Transport	13.381	12.883	(0.498)	-	(0.498)
<b>Total</b>	<b>32.406</b>	<b>32.070</b>	<b>(0.336)</b>	<b>0.783</b>	<b>(1.119)</b>

£1.119m underspend forecast from month 5 – main movements:

- Home to School and SEN savings forecast of £1.023m, due to cost saving work e.g. retendering, increasing market competition undertaken in the transport teams over the last year.
- In SEN services, a review of mediation costs and LGO fines has reduced the full year forecast by £0.167k.

# DSG High Needs Block forecast Quarter 2 24/25

Category	2024/25 Budgeted Pupils	2024/25 Current Budget £m	2024/25 Quarter 2 Forecast £m	Quarter 2 Variance Over/ (Under) £m	Month 5 Variance Over/ (Under) £m
Special schools places & top up	1,147	24.728	25.503	0.775	0.772
INMS (415) & Pre 16 (93)	508	32.842	35.408	2.566	1.999
Post 16	845	8.883	9.770	0.887	0.106
Mainstream top up & costed plans	2,119	12.510	17.586	5.076	4.528
Pupil Referral Units	348	8.916	8.916	-	-
Autism Spectrum Disorder Bases	177	2.152	2.298	0.146	0.020
Advisory Services & Virtual School	-	4.063	3.949	(0.114)	-
SEN Transformation & Other Services	-	2.255	2.339	0.084	0.084
<b>Total</b>	<b>5,144</b>	<b>96.349</b>	<b>105.769</b>	<b>9.420</b>	<b>7.509</b>
Net funding after recoupment		77.496	77.496	-	-
<b>Forecast in-year deficit</b>		<b>18.853</b>	<b>28.273</b>	<b>9.420</b>	<b>7.509</b>

INMS placements  
Budget – 415  
Forecast – 454

Rise in numbers of pupils receiving top ups and average cost of mainstream costed plans and top ups

INMS = independent non maintained schools

# MTFP Savings Tracker Quarter 2

Year Approved	Saving Reference	Service	Title	Rolled Forward Savings from 2023/24	New Savings for 2024/25	Total Saving to be Delivered	Achieved	On-track	At Risk	Unachievable
				£m	£m	£m	£m	£m	£m	£m
<b>Children &amp; Family Services</b>										
2023/24	TSIGP-2425-CFE-016	Commissioning & Performance	New homes for young people aged 16 to 25 years who are ready to live in supported accommodation on their journey towards independent living	-	(3.386)	<b>(3.386)</b>	-	(1.639)	(1.747)	-
2023/24	TSIGP-2425-CFE-017	Commissioning & Performance	Support children and young people in a loving Homes & Horizons home	-	(1.715)	<b>(1.715)</b>	-	(1.715)	-	-
2023/24	TSIGP-2425-CFE-018	Commissioning & Performance	Support eight young people in care who are currently living in residential homes, who are ready to live in supported accommodation on their journey towards independent living	-	(1.586)	<b>(1.586)</b>	(0.168)	-	(1.418)	-
2022/23	CS-2324-LTSIGP-05	Children & Families Operations	Reduction in the cost of providing residential placements for Children in Care	-	(1.109)	<b>(1.109)</b>	-	(0.692)	(0.417)	-
2023/24	TSIGP-2425-CFE-005	Inclusion	Fund the Virtual School for Children in Care using the Pupil Premium Plus grant	-	(0.410)	<b>(0.410)</b>	-	(0.285)	-	(0.125)
2023/24	TSIGP-2425-CFE-003	Education, Partnerships & Skills	The Council will deliver a greater proportion of the support provided to Early Years settings through centrally retained funding, reducing its use of external partners.	-	(0.398)	<b>(0.398)</b>	-	(0.398)	-	-

# MTFP Savings Tracker Quarter 2

Year Approved	Saving Reference	Service	Title	Rolled Forward Savings from 2023/24	New Savings for 2024/25	Total Saving to be Delivered	Achieved	On-track	At Risk	Unachievable
				£m	£m	£m	£m	£m	£m	£m
2023/24	TSIGP-2425-CFE-001	Inclusion	More efficient delivery of home to school travel	-	(0.325)	<b>(0.325)</b>	(0.217)	(0.108)	-	-
2023/24	TSIGP-2425-CFE-007	Inclusion	Educational Psychology Service Budget Reduction	-	(0.141)	<b>(0.141)</b>	(0.141)	-	-	-
2023/24	TSIGP-2425-CFE-006	Inclusion	Reduction of four of nine vacant posts in the Special Educational Needs (SEND) team.	-	(0.132)	<b>(0.132)</b>	(0.132)	-	-	-
2023/24	TSIGP-2425-CFE-009	Inclusion	SEND delivery of Education Health & Care Plans	-	(0.125)	<b>(0.125)</b>	-	-	(0.095)	(0.030)
2023/24	TSIGP-2425-CFE-008	Inclusion	External funding for the service to support young people who are at risk of not being in education, training or employment post 16	-	(0.100)	<b>(0.100)</b>	(0.100)	-	-	-
2023/24	TSIGP-2425-CFE-015	Commissioning & Performance	Support five children in care who are currently living in residential homes to move to a foster family so they experience a caring family home	-	(0.067)	<b>(0.067)</b>	-	(0.067)	-	-
2023/24	TSIGP-2425-CFE-012	Commissioning & Performance	Stop out of hours security checks for three Somerset Council supported accommodation homes for young adults aged 18+	-	(0.035)	<b>(0.035)</b>	(0.035)	-	-	-
2023/24	TSIGP-2425-CFE-013	Children & Families Operations	Special Guardianship Support	-	(0.030)	<b>(0.030)</b>	(0.030)	-	-	-
2023/24	TSIGP-2425-CFE-010	Children & Families Operations	Mind of My Own	-	(0.011)	<b>(0.011)</b>	(0.011)	-	-	-
<b>Children &amp; Family Services Total</b>				-	<b>(9.570)</b>	<b>(9.570)</b>	<b>(0.834)</b>	<b>(4.904)</b>	<b>(3.677)</b>	<b>(0.155)</b>



# Acronyms (for information)

---

- CLA – children looked after
- UASC – unaccompanied asylum seeker children
- IFA – independent foster agency
- DSG – dedicated school's grant
- DMP – deficit management plan
- INMS – independent non-maintained schools
- SEND – special educational needs and disabilities
- EHCP – education, health and care plan

# Questions