

# Somerset Strategic Drug and Alcohol Partnership (SSDAP) Annual Report

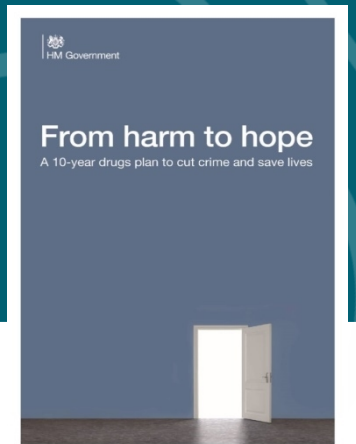
Alison Bell – Public Health Consultant

September 2024



**Somerset**  
Council

# Overview:



- ❑ **July 2021: Dame Carol Black (DCB) produced a report examining the harms caused by substances, the challenges and recommendations to address.**
- ❑ **December 2021: Government produce a national 10-year drugs strategy to cut crime and save lives. Changing response from criminalisation to treatment.**
- ❑ **Funding was released to Local Authorities via the Supplementary Substance Misuse Treatment and Recovery Grant (SSMTRG) to implement the recommendations outlined in the DCB report – a higher quality, increased capacity specialist treatment service and stop criminalising people who are ill.**
- ❑ **The SSMTRG, along with the Public Health grant funding, consortium IPD funds and a Rough Sleeper Drug and Alcohol Treatment Grant (RSDATG) are the funding streams underpinning the work of the SSDAP.**

# Context for Somerset Population: Modelled prevalence data

Substance	Number	Rate per 1,000	% of population
Alcohol	5,230	11.6 (18+)	1.2%
Opiate and/or crack uses	2,294	7.0 (15-64yrs)	0.7%
Combined	7,524	16.0 (15+)	1.6%

**Based on 2019/20 (latest estimates) - note different population ages used to calculate rates – linked to few OCU's over 65 and few dependant drinkers under 18**

# Themes identified within the Local Needs Assessment:

**Reduce hospital admissions for alcohol related conditions**

**Build pathways to support Alcohol Treatment Requirements (ATR) and Drug Rehabilitation Requirements (DRR)**

**Target the homeless and rough sleeping community**

**Improve joint working between specialist drug and alcohol services and acute NHS services.**

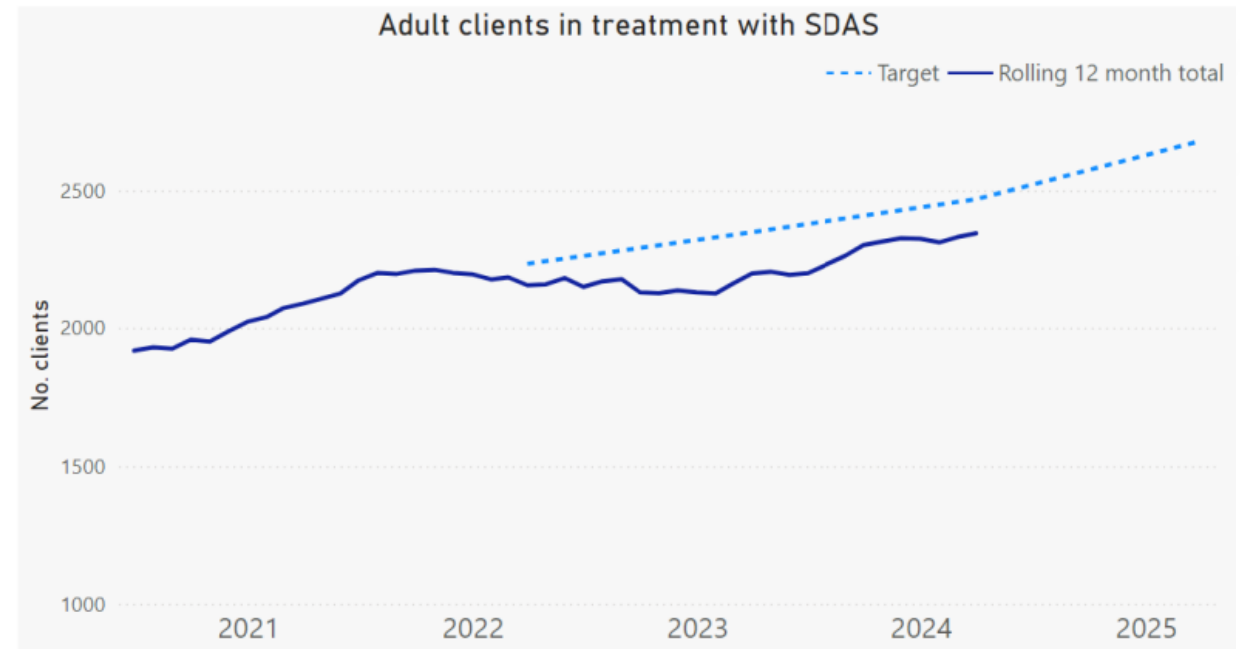
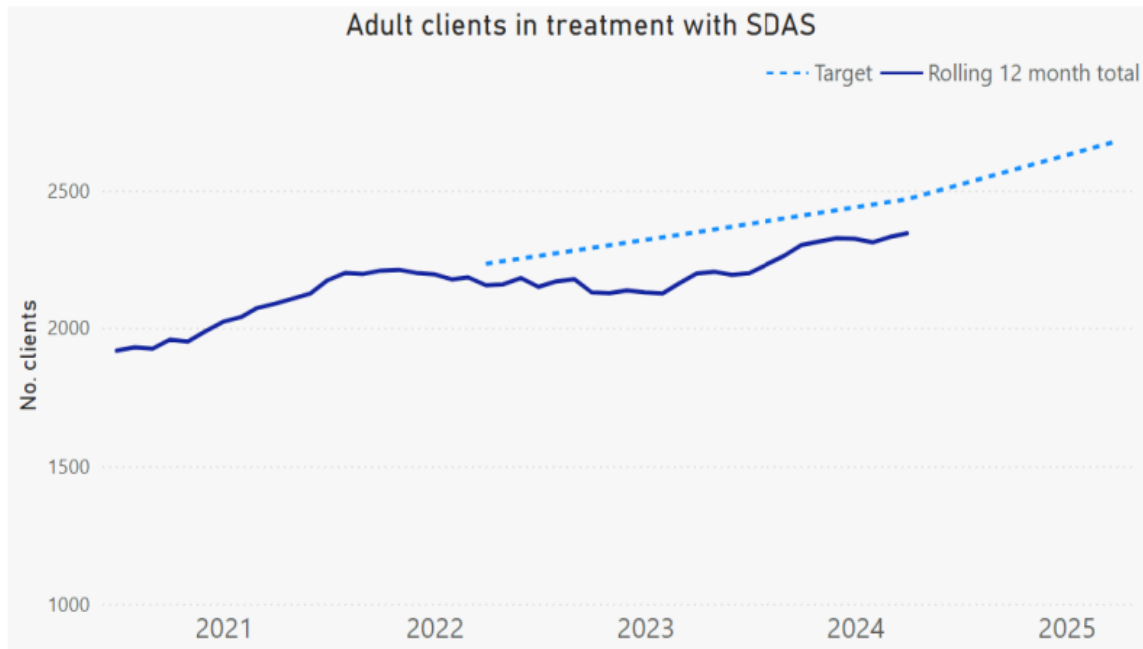
**Treatment services to adopt a recovery focus and embed peer support programmes.**

**Engage lived experience voice to inform development and implementation of the local strategy.**

# SSDAP 4 priority areas:

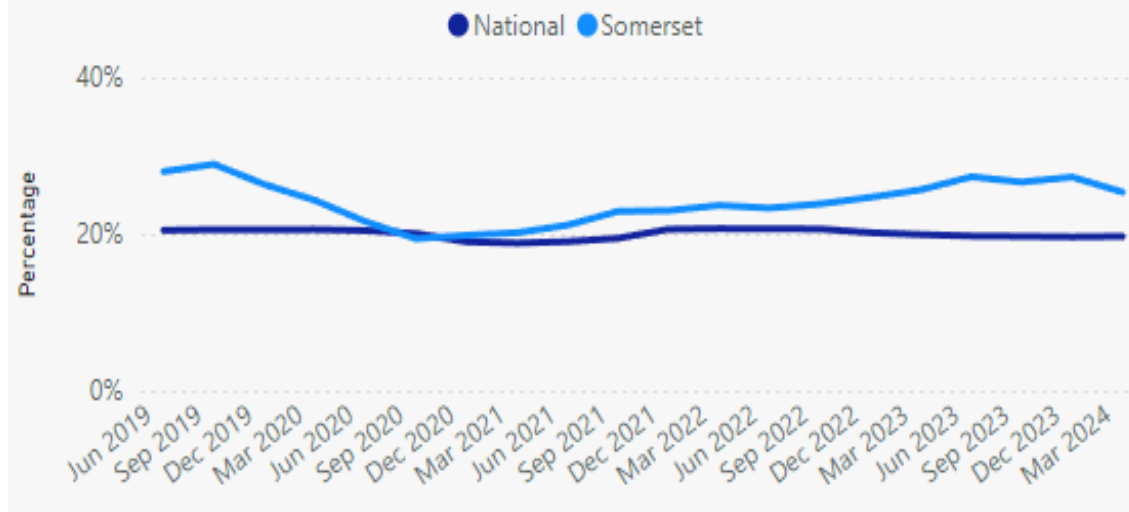


# Progress to date: Number of people in structured treatment with SDAS.

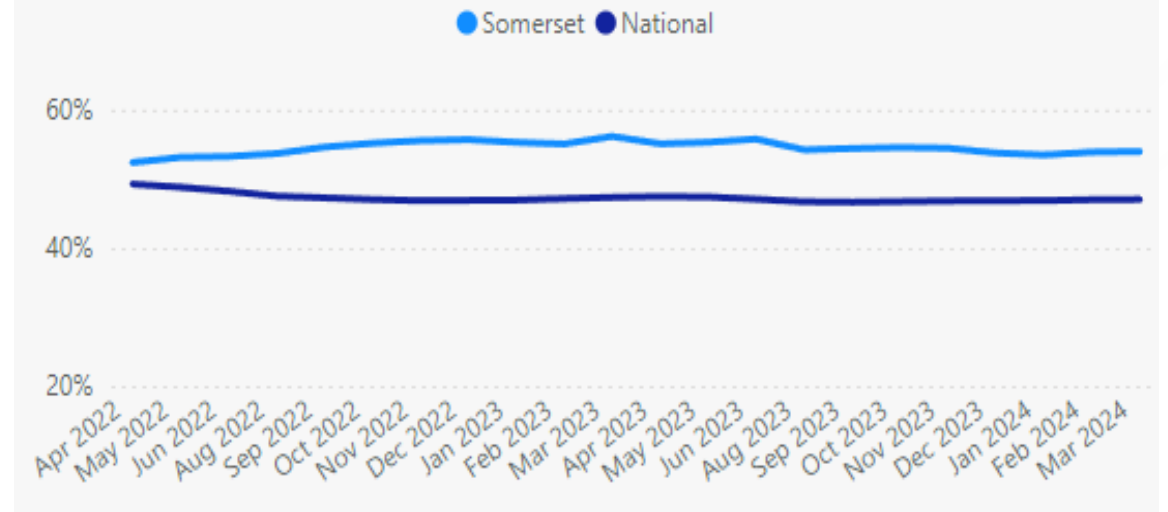


# Progress to date: Treatment completions

Rate of successful completion of treatment, without re-presentation



% of those in treatment who are showing substantial progress



# Time for Questions



---

[Alison.bell@somerset.gov.uk](mailto:Alison.bell@somerset.gov.uk)